



भारतीय विमानपत्तन प्राधिकरण
(AIRPORTS AUTHORITY OF INDIA)

('A' Miniratna Category-1 Public Sector Enterprise)

O/o The Airport Director

NSCBI Airport, Kolkata-52

ADVT. NO. 01/2023/AAC/APPRENTICE-GRADUATE/DIPLOMA/ITI(Trade)

Notification for Engagement of Graduate/Diploma Apprentice, and ITI Apprentices (under Apprentices Act, 1961) for FY 2023-24 in Airports Authority of India, NSCBI Airport, Kolkata

Airports Authority of India (AAI) (Schedule – 'A' Miniratna Category-1 Public Sector Enterprise) was constituted by an Act of Parliament and came into being on 1st April, 1995 by merging erstwhile National Airports Authority and International Airports Authority of India. The merger brought into existence a single organization entrusted with the responsibility of creating, upgrading, maintaining and managing civil aviation infrastructure both on the ground and air space in the country.

Airports Authority of India, having O/o The Airport Director, NSCBI Airport, Kolkata-52, is inviting applications from the eligible candidates who are having domiciles of **West Bengal** for an Apprenticeship Training Program of one year for the year **2023-24**. During the period of Apprenticeship Training, the candidates are governed by Apprentices Act, 1961, (Rules made thereunder and amended from time to time) and commensurate policies/rules of AAI.

A. Details of Types of Apprenticeship/Department and qualifications (No. of posts are tentative that can be reduced/increased):

S. No.	Types of Apprenticeship/Department	No. of posts	Duration of Training	Monthly Stipend (In Rs)	Locations/Airport
1.	Graduate Apprentice- Engg Civil Department	2	1 year	15000/-	NSCBI Airport, Kolkata
2.	Diploma Apprentice-Engg Civil Department	2	1 year	12000/-	
3.	Graduate Apprentice- Engg Electrical Department	2	1 year	15000/-	
4.	Diploma Apprentice-Engg Electrical Department	6	1 year	12000/-	
5.	Trade Apprentice- Engg Electrical Department	7	1 year	9000/-	
6.	Graduate Apprentice- Electronics and Communication Department	1	1 year	15000/-	
7.	Diploma Apprentice- Electronics and Communication Department	2	1 year	12000/-	
8.	Trade Apprentice- Electronics and Communication Department	6	1 year	9000/-	
9.	Graduate Apprentice- IT Department	2	1 year	15000/-	

Last date of online application: 05.02.2024 (please read the instructions carefully before applying)

B. Educational Qualification for :

1. **Graduate Apprentice:** Candidates should possess full time (regular) four years degree in Engineering with concerned Specialization/Discipline, recognized by AICTE, Govt of India.
2. **Diploma Apprentice:** Candidates should possess full time (regular) three years Diploma in Engineering with concerned Specialization/Discipline, recognized by AICTE, Govt of India.
3. **ITI Trade Apprentice:** candidates should possess ITI NCVT certificate with concerned Trade/Specialization/Discipline awarded by Directorate General of Training, Govt of India.

C. Conditions:

1. Apprentices shall have to undergo Apprenticeship training at NSCB Airport, Kolkata ONLY.
2. As per the provisions of the Apprentices Act, 1961 as amended from time to time, candidates who have already completed their apprenticeship or terminated their apprenticeship midway or are pursuing in other organizations or in AAI with the same qualification level, **shall not be eligible for engagement as apprentice.**
3. As per the Apprentices Act, 1961, candidates who had apprenticeship training/job experience for a period of 1 year or more after the attainment of essential qualifications, **shall not be eligible for engagement as apprentice.**

D. Eligibility Criteria:

1. Only Indian Nationals having domicile **from West Bengal State only** are eligible.
2. Candidates passed degree/diploma/ITI **in 2020 or after 2020** may be eligible.
3. Age limit: **Minimum age is 18 years and Maximum age is 26 years as on 31.12.2023** (Relaxation in upper age limit for categories like SC/ST/OBC/PWBD etc. as per Govt. of India guidelines is applicable)

E. Mode of Selection:

1. Provisional selection of the candidates would be based on percentage (%) of marks in the qualifying examination.
2. Numbers of vacancies of Graduate and Diploma Apprentices to be advertised through the BOPT/NATS website only.
3. Numbers of vacancies of ITI/Trade Apprentices to be advertised through the RDAT/NAPS website only.
4. The nominations of candidates received from the office of BOPT/NATS and RDAT/NAPS only to be considered for provisional selection

5. The candidature of the applicant would be provisional. The shortlisted candidates will be called for Interview/Document verification through their registered email IDs only.
6. The final selection will be based on Interview/verification of certificates and submission of Medical Fitness Certificate at the time of joining.
7. The selected candidates will be posted preferably at NSCBI Airport, Kolkata-52 ONLY.

F. General Instructions:

1. Last date of online application through BOPT/NATS/NAPS is 05.02.2024

2. The interested candidates are requested to apply online through NATS/BOAT's portal ie www.nats.education.gov.in for graduate/diploma apprentices or apply online through NAPS portal ie www.apprenticeshipindia.org - for ITI Trade Apprentice by finding establishment Airports Authority of India, O/o Airport Director, NSCBI Airport, Kolkata-52 (EWBPNC000002- for graduate/diploma apprentices) or (E06161900020 for ITI Trade Apprentice) and click on the apply button in the next page. After successful application the message, "Successfully applied for the training position. Based on availability, you will be contacted by the establishment", will appear.

Student manual is annexed herewith as **Annexure-I and Annexure-II** which are only indicative in nature. For more details about the process of registration on concerned website and application against the vacancies, the office/website of NATS/BOPT for Graduate /Diploma Apprentices and NAPS for Trade/ITI apprentices may be contacted or communicated for the same, if required.

3. **Candidates must register themselves with the concerned portal of NATS/BOPT for Graduate /Diploma Apprentices and NAPS portal for Trade/ITI apprentices prior to applying for apprenticeship training in AAI without fail (Annexure – I and II). Applications received in online mode through NATS/BOPT/NAPS portal will only be considered.**

Correspondence/Communication/applications in any other manner/mode will not be entertained summarily.


4. **No TA/DA will be provided.**
5. The number of candidates to be engaged is indicative and may undergo changes without any further notification.
6. During the period of apprenticeship, candidates will be governed by the Apprentices Act, 1961, (Rules made thereunder and amended from time to time) and the policies/rules of the AAI.
7. Reservation for SC/ST, OBC and EWS as applicable will be followed, however, in case

of non-availability of candidates in reserved category it will be filled from other reserved categories/general categories.

8. **Airports Authority of India has no obligation to give regular employment to Apprentices.** They shall have no right to claim regular employment from AAI on the basis of this apprenticeship at any point of time. This training program shall not create any liability on AAI for providing any job to the Apprentice. AAI management does not take any responsibility for any sort of employment/placement.
9. The decision of Management will be final and binding on all candidates on all matters relating to eligibility, acceptance or rejection of the applications, mode of selection, cancellation of the selection process either in part or full, etc. No correspondence will be entertained in this regard. Filling up of the seats is solely at the discretion of the management based on suitability of candidates and no claim will have entertained, if some of these seats are not filled due to unsuitability/insufficient number of candidates.
10. AAI Management does not take any responsibility to reply to the candidate/organization for non-selection /non-issuance of call letter.
11. It shall be the sole responsibility of the candidates to get their profile verified from the respective/concerned regional Board/office.
12. Candidates applying for more than one discipline will not be considered and their application will be rejected
13. **No Application Fee is being charged.**
14. The candidature of the applicant would be provisional, subject to verification of all certificates and submission of certificate of Medical Fitness (to be obtained only from a Government Medical officer/Medical Officer of a Government Undertaking) at the time of joining.
15. At any stage of selection process, if it is found that the candidate has furnished false or incorrect information, then the candidature/engagement of the candidate is liable to be cancelled.
16. Interested candidate for Graduate/Diploma Apprentices may contact Email at: natssupport_student@aicte-india.org , email: info@boater.org, https://nats.education.gov.in/student_type.php, Phone no **+91-33-2337 0750/2337 0751 and 011-29581332** for registration and clarifications in this context.
17. Interested candidate for ITI/Trade Apprentices may contact email at : apprenticeship@nsdcindia.org and <https://www.apprenticeshipindia.gov.in/> and **Landline: 88000 55555 and 180001239626** for registration and clarifications in this context

NATIONAL APPRENTICESHIP TRAINING SCHEME(NATS) 2.0 PORTAL

**Portal Functionalities Walkthrough - Students
Manual**



Contents

Overview.....	2
Modules & Functionality	2
1. Student Registration.....	6
2. Student Profile	9
3. Contract management by Student	15
3.1 Contract Accepted and downloaded	16
4. Student Profile LOCKED	18
Contact Us.....	19

Overview

National Apprenticeship Training Scheme is one of the flagship programmes of Government of India for Skilling Indian Youth in Trade disciplines. The National Apprenticeship Training Scheme under the provisions of the Apprentices Act, 1961 amended in 1973; offers Graduate, Diploma students and Vocational certificate holders; a practical, hands-on On-the-Job-Training (OJT) based skilling opportunities with duration ranging from 6 months to 1 year.

Modules & Functionality

Students play the critical role in NATS 2.0 Portal of posting apprenticeship advertisements aligned to their manpower requirements. The following modules pertain to the apprenticeship related activities a student is responsible for:

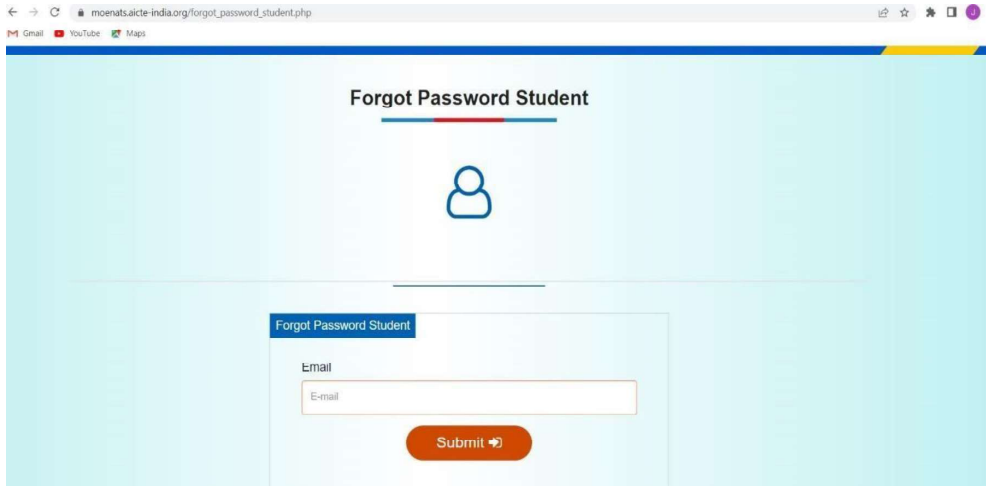
- Step 1:** Registration
- Step 2:** Profile filling
- Step 3:** Apply for apprenticeship available
- Step 4:** Application Management
- Step 5:** Contract creation
- Step 6:** Profile Lock
- Step 7:** Record of progress
- Step 8:** Download COP, after successful completion of apprenticeship program.
- Step 9:** Employment Opportunities

Below is each of these modules elaborated along with screenshots.

Resetting password (upgraded portal)

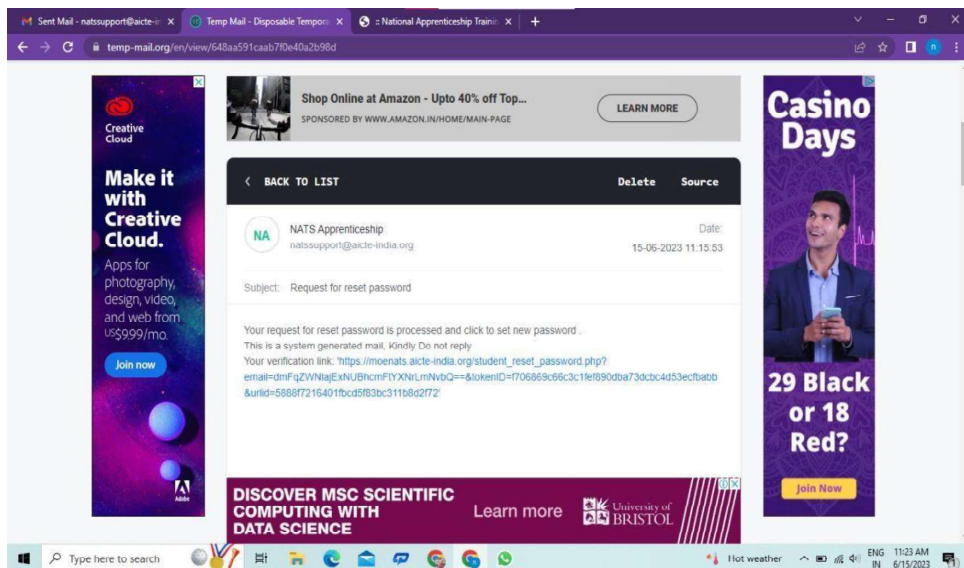
Step 1: Click on the below link,

https://moenats.aicte-india.org/forgot_password_student.php



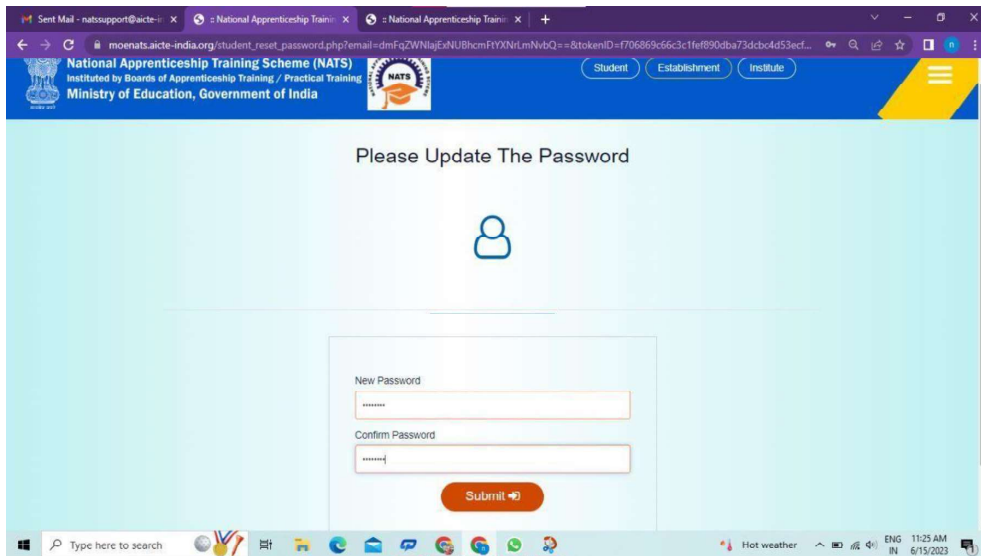
The screenshot shows a web browser window with the URL moenats.aicte-india.org/forgot_password_student.php. The page has a light blue background and a white central box. At the top of the box, it says "Forgot Password Student" with a red underline. Below this is a blue outline of a person's head and shoulders. Underneath is a white box with a blue header "Forgot Password Student". Inside this box, there is a label "Email" above a text input field containing "E-mail". Below the input field is a blue "Submit" button with a right-pointing arrow.

Step 2: Enter your email, a password reset email will be received to the email.



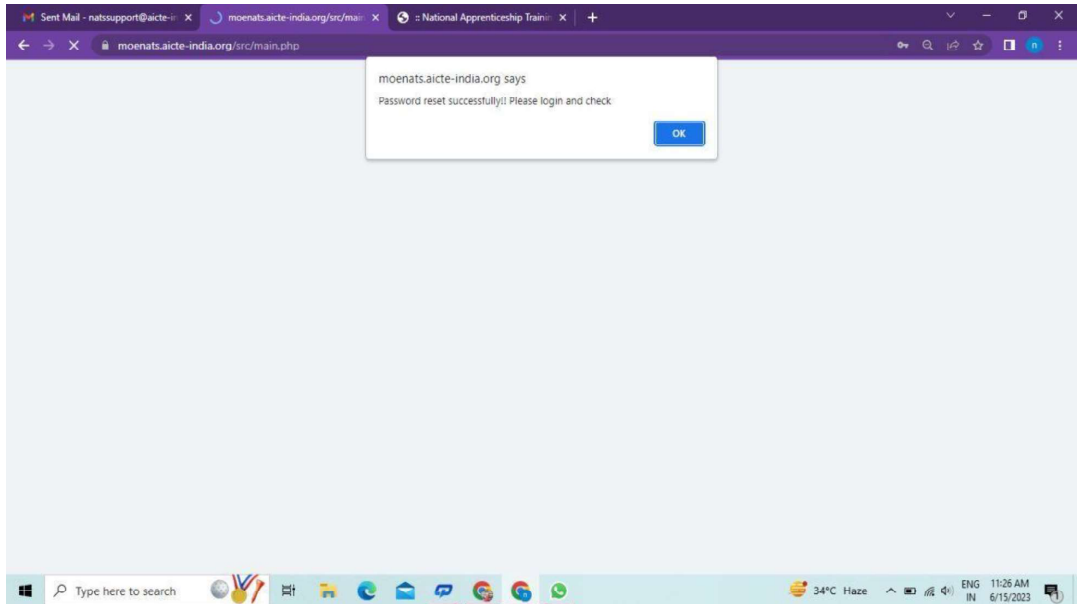
Step 3: Open the email and click on the link, and it will be redirected to the password reset page.

Step 4: From this page, you will be prompted to enter the password two times for confirmation.



The screenshot shows a web browser window displaying the password reset page for the National Apprenticeship Training Scheme (NATS). The page title is "Please Update The Password" and features a user icon. Below the icon, there are two input fields: "New Password" and "Confirm Password", both containing masked characters. A "Submit" button is located below the input fields. The page header includes the NATS logo and navigation links for "Student", "Establishment", and "Institute". The browser's address bar shows the URL: https://moenats.aicte-india.org/student_reset_password.php?email=dmFgZWVhZG9NU8hcmFYXNlMmVvbQ==&tokenID=f705869c66c3c1ef890dba73dcb4d53ecf...

Step 5: A success pop-up will appear on screen & the password is shared over your email in return.



Step 6: To Login Visit https://moenats.aicte-india.org/student_login.php , enter your login credentials to login as student.

Student Registration

Students are expected to register on the NATS 2.0 Portal with their preliminary details before they are enrolled in apprenticeship.

Student registration url: https://moenats.aicte-india.org/student_register.php.

Following the above details, student is asked to fill the below details,

- Basic details – Name, Father/Mother's name, Aadhar no.
- Educational details – Course/Institute details
- Communication information- Address, Mobile no
- Training preference – Preferred field/location for apprenticeship
- Bank details

Below are the student registration form screenshots.

Registration form for Students

The screenshot shows a web browser window with the URL `moenats.aicte-india.org/student_register.php`. The page title is "Student Register". The form contains the following fields and values:

- Have you undertaken any previous training as part of the apprenticeship programme (except sandwich apprenticeship): NO
- Do you have any work experience of one year or more: NO
- Have you passed out through Regular / Part Time / Distance: DISTANCE
- Name *: MANISHA
- Date of Birth *: 09/16/2001
- Gender*: FEMALE
- Category *: OBC
- Aadhar Number(Pattern xxxx xxxx xxxx)*: XXXX XXXX 7578
- Upload Aadhar Card (only pdf size < 1MB)*: Choose File adhar.pdf

The Windows taskbar at the bottom shows the date and time as 4:34 PM on 6/12/2023, and the weather as 40°C Haze.

Registration form for Students (cont.)

Institute Name (If institute name not appearing in drop down , please contact natssupport@aicte-india.org)*

Select Graduate in Engg./Tech in case of D.C./D.Tech/B.Pharma/D.Arch/B.IIMCT/B.Lib/D.C.Agric/D.C.Dairy/D.C.Diotech/D.Food/D.Fashion Degree/BCA/BFA/BBA/BBS/BEM/BD/BPA/BSW/BA/BCOM/BSC/BscAgri/BscDairy/BscBiotech/BscFood
 Select Diploma in Engg./Tech in case Polytechnic – Engg/Pharma/Arch/HMCT/Lib/Agri/Food/Fashion/MoP/Secretarial/MLT

Education Type (Pass Out)*
 Course Name*

Specialization *
 Student ID (Unique Registration/Roll Number)*

Year of Passing *
 Month of Passing *

Percentage * (For CGPA, convert into Percentage according to University formula)

Email (Will be used as a Username for Login Purpose)*
 Mobile No (Will be used as a Username for Login Purpose)*

Password*
 Confirm Password*

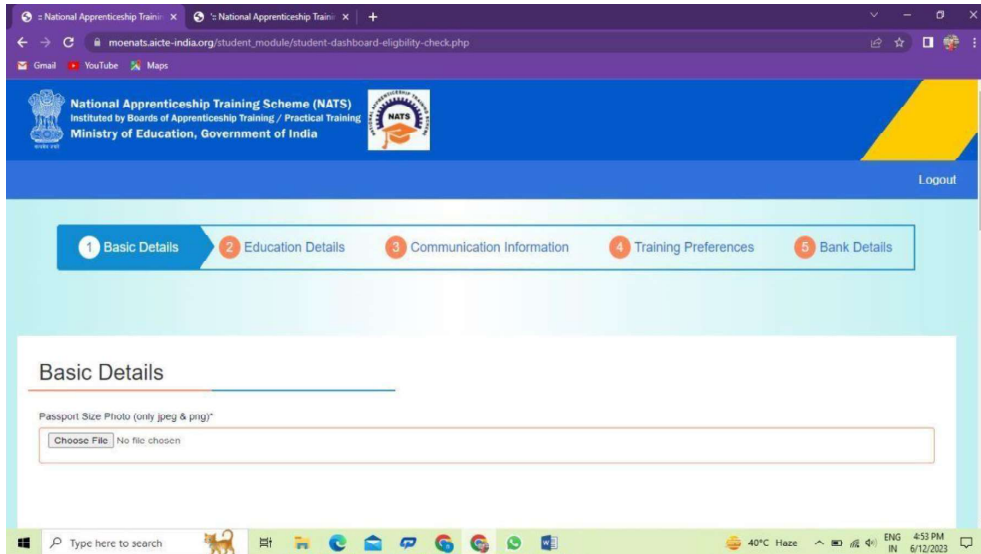
Show Password

I'm not a robot

Quick links **Help & Reports** **Others**

Student Profile

Following are the basic details to be filled by student at time of registration:



The screenshot displays the NATS student dashboard at the URL moenats.aicte-india.org/student_module/student-dashboard-eligibility-check.php. The page header includes the NATS logo and text: "National Apprenticeship Training Scheme (NATS) Instituted by Boards of Apprenticeship Training / Practical Training Ministry of Education, Government of India". A "Logout" link is visible in the top right corner. A progress bar at the top of the main content area shows five steps: 1. Basic Details (active), 2. Education Details, 3. Communication Information, 4. Training Preferences, and 5. Bank Details. The "Basic Details" section is currently active and contains a form for uploading a "Passport Size Photo (only jpeg & png)". The form includes a "Choose File" button and the text "No file chosen". The Windows taskbar at the bottom shows the system tray with a temperature of 40°C, weather "Haze", and the date and time "6/12/2023 4:53 PM".

The first step basic details – show the details filled in the before filled registration form. The student shall continue to fill their profile.

The screenshot shows a web browser window with the URL moenats.aicte-india.org/student_module/student-dashboard-eligibility-check.php. The page title is "Basic Details".

Fields in the form include:

- Passport Size Photo (only jpg & png)
- Name of Student *
- Date of Birth *
- Gender *
- Category *
- Mother's Name *
- Father's Name *
- Aadhaar Number *
- Minority *
- Person with Disability *
- Email *
- Mobile *

A "Save and continue" button is located at the bottom left of the form area.

STEP 2: Education details:

Students need to provide education details like course/college details . The forms would appear in the below format:

[National Apprenticeship Traini...](#) | [National Apprenticeship Traini...](#) | +

[moenats.aicte-india.org/student_module/student-dashboard-education-details.php](#)

[Gmail](#) | [YouTube](#) | [Maps](#)

EDUCATIONAL DETAILS

Select Qualification in Drop *Tick in case of B.E./B.Tech./B.Pharm./Arch/B.MCT/B.LAB/E.App/B.E.Dev/B.E.Boot/B.Food/B.Fashion
Select State in General Dropdown in case of General Bachelor Degree/BA/BBA/BBC/BCMB/BSA/BSWA/BSW/BSOC/BSOC-De/Agri/Boc/Dry/Bed/Btech/Bfo/Bfood
Select State in Drop *Tick in case of Polytechnic : Engg/Pharma/Arch/B.MCT/LA/Agri/Food/Fashion/MP/Soc/General/M.T.

State to Which Institute Belongs *
 DELHI

Institute Name (If Institute name not appearing in drop down, please contact aicte@nic.nic.in)
 COLLEGE OF AMT DELHI

Course Name*
 CHEMICAL ENGINEERING

Student ID (Unique Registration/Rol Number) *
 178264757875876758767587675876758

Month of Passing *
 JUNE

Upload Provisional / Passed Certificate (only pdf of size < 1MB) * (Only pdf)
 (Choose File) or From url

DIPLOMA IN ENGINEERING / TECHNOLOGY Joint after *
 Higher Secondary (10+2) Diploma High School (10th) ITI

District to Which Institute belongs *
 NORTH EAST DELHI

Education Type (Pass Out)
 DIPLOMA IN ENGINEERING / TECHNOLOGY

Specialization *
 CHEMICAL ENGINEERING

Year of Passing *
 2023

Percentage (For CGPA, convert into Percentage according to University formula) *
 88

Quick links
 → MNC
 → MAPS portal of MNC
 → AICTE
 → National Career Service (NCS)
 → Local Model Centre

Help & Reports
 → FAQs
 → Establishment Manual
 → Process Manual (English)
 → Process Manual (हिंदी)
 → Quarterly Skill Assessment
 → Annual Report
 → Lock Book

Others
 → Appointment int.
 → RTI
 → Sitemap
 → Disclaimer
 → Privacy
 → NCSB Handbook

INDIA GOVT. DR. APJ. K. PHILLIPS
 Skill India
 Make it Skill
 AICTE
 National Career Service

Type here to search

40°C Haze 4:55 PM 6/12/2023

[National Apprenticeship Traini...](#) | [National Apprenticeship Traini...](#) | +

[moenats.aicte-india.org/student_module/student-dashboard-education-details.php](#)

[Gmail](#) | [YouTube](#) | [Maps](#)

DIPLOMA IN ENGINEERING / TECHNOLOGY Joint after *
 Higher Secondary (10+2) Diploma High School (10th) ITI

School / Institute State*
 DELHI

School / Institute Name*
 KV

Student ID (Enrollment Number) *
 18878775844322234456787675876758

About your Self *
 191020230308

General Skills (Add comma separated values eg. Skill1, Skill2 and space is not allowed) *
 ENGLISH

Languages Known (Add comma separated values eg. Hindi, English and space is not allowed)
 ENGLISH

[Save and Continue](#)

School / Institute District*
 NORTH EAST DELHI

School / Institute Board Name*
 STEA

School Percentage / CGPA (For CGPA, convert into Percentage according to School formula)
 88

Quick links
 → MNC
 → MAPS portal of MNC
 → AICTE
 → National Career Service (NCS)
 → Local Model Centre
 → Contact Us

Help & Reports
 → FAQs
 → Establishment Manual
 → Process Manual (English)
 → Process Manual (हिंदी)
 → Quarterly Skill Assessment
 → Annual Report
 → Lock Book

Others
 → Appointment int.
 → RTI
 → Sitemap
 → Disclaimer
 → Privacy
 → NCSB Handbook

INDIA GOVT. DR. APJ. K. PHILLIPS
 Skill India
 Make it Skill
 AICTE
 National Career Service

Type here to search

40°C Haze 4:58 PM 6/12/2023

STEP 3: Communication Information

In this address details/mobile details of the student is asked.

The screenshot shows the 'Communication Information' step of the NATS student dashboard. The page header includes the logo of the Ministry of Education, Government of India, and the NATS logo. A navigation bar at the top contains five steps: 1. Basic Details, 2. Education Details, 3. Communication Information (highlighted), 4. Training Preferences, and 5. Bank Details. The main content area is titled 'Permanent Address' and includes a link for finding pin codes. It contains two sets of form fields for 'Permanent Address' and 'Present Address'. Each set includes fields for Pin Code, Post Office, District, State/UT, and Address. A checkbox labeled 'Present Address same as Permanent Address' is checked. The bottom of the page shows a Windows taskbar with the date 6/12/2023 and time 4:59 PM.

Permanent Address

Pin Code *
110075

Post Office *
WASCOED PURM BGD

District *
NEW DELHI

State/UT *
DELHI

Address *
LAKSHMI KUMAR NEHRU APT/70

Present Address same as Permanent Address

Present Address

Pin Code *
110075

Post Office *
WASCOED PURM BGD

District *
NEW DELHI

State/UT *
DELHI

Address *
LAKSHMI KUMAR NEHRU APT/70

Save and continue

STEP 4: Training preferences

Further, the student needs to update the training preferences such as field and location of apprenticeship.

The screenshot displays the 'Training Preferences' page on the NATS portal. The page is divided into two main sections: 'Location Preference' and 'Field Preference'. In the 'Location Preference' section, there are three rows of dropdown menus for 'Preferred State' and 'Preferred District'. The 'Preferred State' dropdowns are currently set to 'DELHI', and the 'Preferred District' dropdowns are set to 'WEST DELHI', 'EAST DELHI', and 'NORTH DELHI'. The 'Field Preference' section has three dropdown menus for 'Preferred Field', with the first two set to 'ENERGY' and 'BEAUTY AND WELLNESS', and the third set to 'CLOTHING AND FURT'. A 'Save and continue' button is located at the bottom of the form. The page header includes the NATS logo and the text 'National Apprenticeship Training Scheme (NATS) Instituted by Boards of Apprenticeship Training / Practical Training Ministry of Education, Government of India'. The navigation bar at the top shows five steps: 1. Basic Details, 2. Location Details, 3. Communication Information, 4. Training Preferences (highlighted), and 5. Bank Details. The browser address bar shows the URL 'moenats.aicte-india.org/student_module/training_details.php'.

STEP 5: Bank details

The students are asked to fill the bank account details, for stipend receiving.

The screenshot shows a web browser window with the URL moenats.aicte-india.org/student_module/student-dashboard-bank-info.php. The page header includes the NATS logo and the text "National Apprenticeship Training Scheme (NATS) Instituted by Boards of Apprenticeship Training / Practical Training Ministry of Education, Government of India". A navigation bar contains five tabs: "1 Basic Details", "2 Education Details", "3 Communication Information", "4 Training Preferences", and "5 Bank Details".

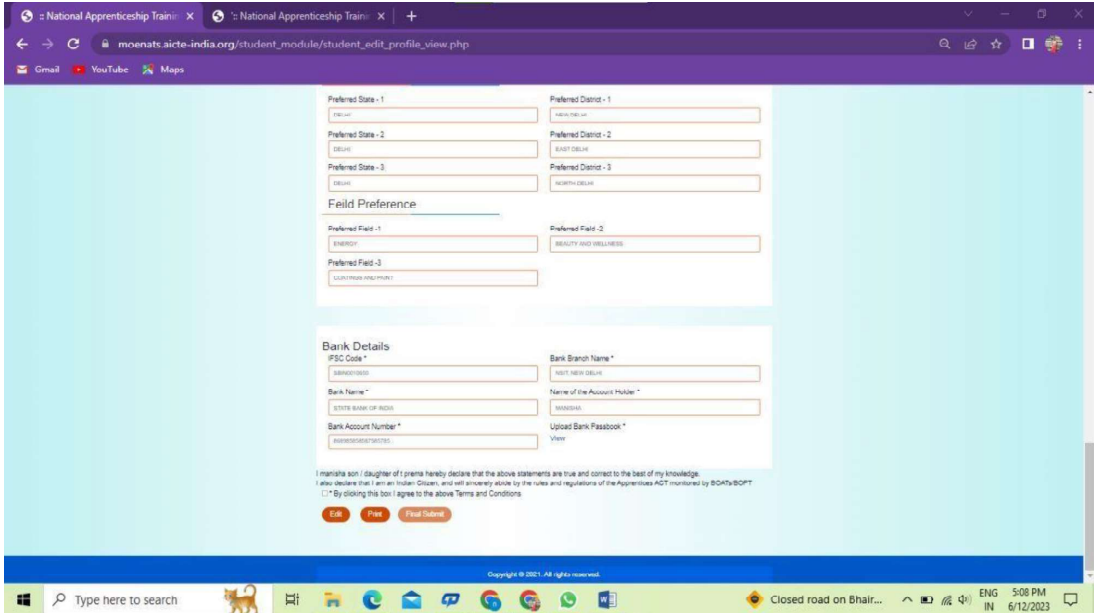
The main content area features a warning message: "We assure you that your bank details will not be shared with anyone without your consent. NATS team will never ask for your Debit Card/Bank Account details on phone call or through any other medium. In case you receive any such request, you are encouraged to report the matter to us." Below this is a form titled "Please finish the bank accounts details in which you want to get stipend by establishment." The form contains the following fields:

- IFSC Code ***: Input field with "SBIN0010303" entered.
- Bank Branch Name ***: Dropdown menu with "MUMBAI NEW DELHI" selected.
- Bank Name ***: Dropdown menu with "STATE BANK OF INDIA" selected.
- Name of the Account Holder ***: Input field with "MADHUSHA" entered.
- Bank Account Number ***: Input field with "8888888888888888" entered.
- Upload Passbook (Only pdf) ***: File upload button labeled "Choose File".

A "Save and Proceed" button is located at the bottom left of the form. The footer contains three sections: "Quick links" (MUE, MUPD portal of MUE, AICTE, National Career Service (NCS), Local Node Centre), "Help & Reports" (FAQs, Establishment Manual, Process Manual (English), Process Manual (Hindi), University Self Assessment), and "Others" (Apprentice act, RTI, Stamp, Declaration, Privacy). The system tray at the bottom right shows the date and time as "6/12/2023 5:04 PM" and the weather as "40°C Haze".

STEP 6: Profile view and final submit

Scroll down to the end of the page, cross-check the details and click on “SUBMIT” button.



Contract management by Student

Apprenticeship advertisement on student dashboard

Advertisements show on dashboard in listing way, they can apply to their suitable apprenticeship by viewing the details like,

1. Apprenticeship title, description, duration, location, skills required, qualification required to apply.
2. After applying, they can check for application status from the application management

Student dashboard with apprenticeship advertisement

Apply against Skills vacancies

Industry Name	Post Title	State	District	Vacancies	Date of Publication	Last Date to Apply	View	Action	Status
Vamsi tech	ECE	ANDHRA PRADESH	VISAKHAPATNAM	10	21-Jul-2022	28-Jul-2022	View		

Student has to accept the contract request from establishment firstly, in order to send request to BOAT for final confirmation.

Application Management

Applied Apprenticeship

Location	State Name	Company Name	Apprenticeship Name	Date of Application	Status	Action
DEHRADUN	UTTARAKHAND	Akash	TITLE	25-Jul-2022	Akash Industry generating the contract for Apprenticeship Training whether you would to Accept or Reject	Accept Reject

On acceptance, Contract request sent to BOAT for approval

Apply against Skills vacancies

Industry Name	Post Title	State	District	Vacancies	Date of Publication	Last Date to Apply	View	Action	Status
Akash	TITLE	UTTARAKHAND	DEHRADUN	13	23-Jul-2022	23-Jul-2022	View	Applied	Contract Sent For Approval of Boat

3.1 Contract Accepted and downloaded

Contract management by student

After the establishment contract initiation, student has to accept the contract request from establishment firstly, in order to send request to BOAT for final confirmation.

Contract is download by student & engaged into apprenticeship program

BOARD OF PRACTICAL TRAINING (EASTERN REGION)

(An Autonomous Body Under Ministry of Human Resource Development, Department of Higher Education, Government of India)



Block- EA, Sector- I , Salt Lake City, Opp to Labony Estate , Kolkata - 700064

Phone No: 033 - 23370750 / 23370751 Fax No: 033-2321 6814 Email: info@boptr.gov.in

Website: <http://www.mhrdnats.gov.in/>



APPRENTICESHIP CONTRACT REGISTRATION FORM

APPRENTICE INFORMATION

Name	Gender	Date of Birth	Age	
BITTU KUMAR	M	2003-01-16	19	
Father / Mother Name	Enrollment Number	Caste	PWD	
AJAY MANDAL	1171818025	OBC	N	
Address for Communication	Mobile Number	Email Address	Age 19	
Barhiya SQ, WARD NO 17, BARHIYA, LAKHISARAI, LAKHISARAI UTTARAKHAND, 811302	6206925676	bittu18012003@gmail.com	25	
	Father / Mother Name	Enrollment Number	Caste	
	AJAY MANDAL	1171818025	OBC	
PWD				
N				

EDUCATIONAL QUALIFICATION

Name of the Institution / College /University	Univ. Regn. Number / DOTE / Month & Year of passing DTE Regn. Number / +2 Regn	Educational Qualification
GOVT. POLYTECHNIC	1-512869913 October, 2021	COMPUTER SCIENCE AND ENGINEERING - COMPUTER SCIENCE AND ENGINEERING

TRAINING DETAILS

Training start date	Period of Training	Stipend Rs. per month
12-07-2022	Months	8000
The apprentice would be undergoing training under section 22 (1)		

NAME AND ADDRESS OF THE EMPLOYER

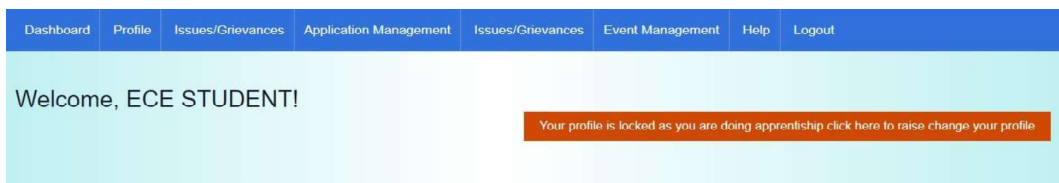
Akash -	Doranda, Ranchi	RANCHI, JHARKHAND - 834002
---------	-----------------	-------------------------------

4. Student Profile LOCKED

1. Once a student contract is created, their profile is locked as they can't apply for any more apprenticeships.
2. If they need any change in profile they need to request BOAT for it.

So, if the student is selected through SEC 22(A), the student is taken as an employee into the same Establishment after the apprenticeship program is finished.

If it's SEC 22(B), the student can apply to jobs available after the apprenticeship program ends.



The screenshot shows a user interface for a student dashboard. At the top, there is a navigation bar with the following items: Dashboard, Profile, Issues/Grievances, Application Management, Issues/Grievances, Event Management, Help, and Logout. Below the navigation bar, the main content area displays a welcome message: "Welcome, ECE STUDENT!". To the right of the welcome message, there is a red notification box with white text that reads: "Your profile is locked as you are doing apprenticeship click here to raise change your profile".

Contact Us

Email: natssupport_student@aicte-india.org

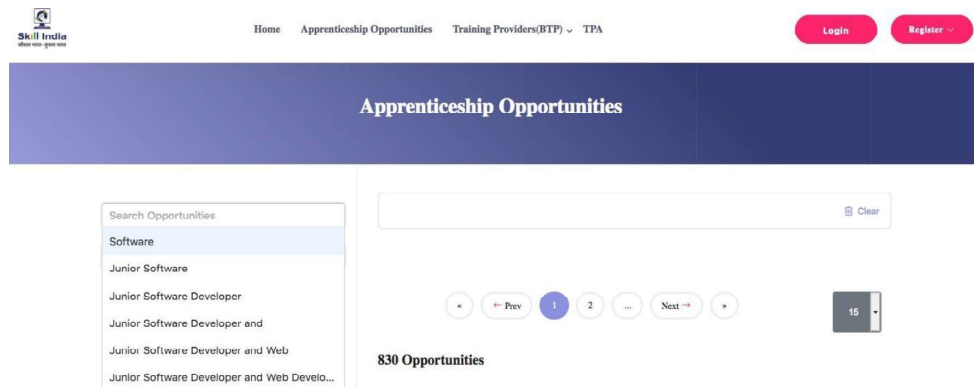
Landline: 011-29581332

Candidate Instruction Manual

THE APPRENTICESHIP PORTAL

The Apprenticeship Portal is a website of the Central Government for exchange of information on Apprenticeship. The public view gives you access to information on Apprenticeship Opportunities Posted by Companies, Registered Candidates, and Apprenticeship Guidelines.

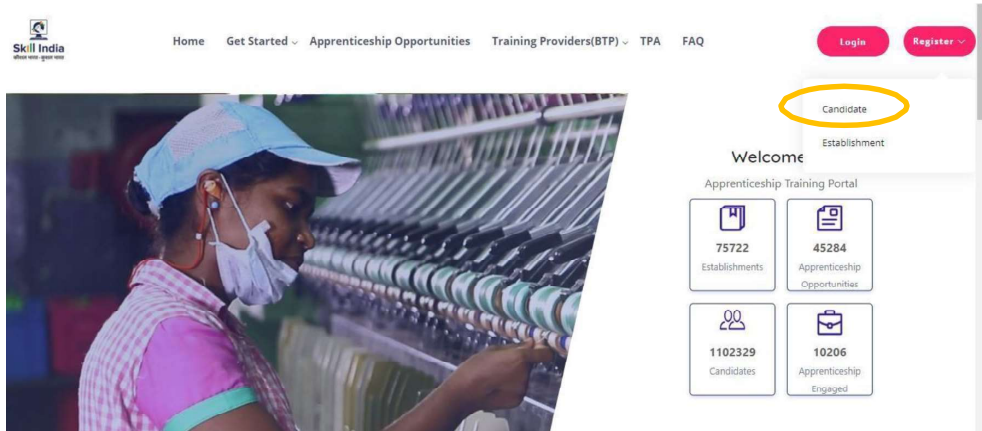
The Candidates can access to information such as available Apprenticeship Opportunities basis the Search Parameters like State, District, Sector and Trade, Organization and so on. To apply against available apprenticeship opportunities, it is mandatory for you register on the portal. The steps for registration are as follows:



Note: The fields marked in * are mandatory.

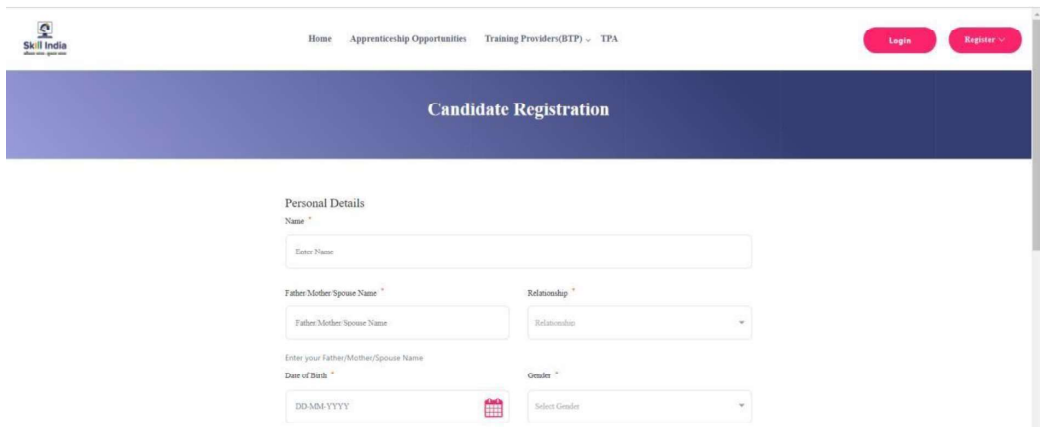
Candidate Registration

Click on the “**Register**” button the top toolbar and select the option **Candidate**.



A **Short Registration Form** will open (as shown below). You would be required to fill your Basic, Family and Contact details and click continue.

Note: Please enter a valid email ID as the activation link will be send through a mail to that ID. Also, remember the password and you will use it to login to your account on the Apprenticeship Portal.



Candidate Registration

Personal Details

Name *

Enter Name

Father/Mother/Spouse Name *

Relationship *

Enter your Father/Mother/Spouse Name

Date of Birth *

DD-MM-YYYY

Gender *

Select Gender

Mobile Number * Email ID *

Enter Mobile Number Enter Email ID

Password * Confirm Password *

Enter Password Enter Confirm Password

Your password must be 6 characters long.
Password is required.

Disclaimer

By signing up, you agree to the Terms of Service and Privacy Policy, including cookie Use others will be able to find you by email or phone number when provided.

Submit

A dialog Box with the **Registration number** will notify your account creation after which you will receive an activation Email on the registered Email Address.

Father/Mother/Spouse Name * Relationship *

Enter your Father/Mother/Spouse Name Relationship

Enter your Father/Mother/Spouse Name Relationship

Date of Birth * DD-MM-YYYY


Mobile Number Enter Mobile Number

Password * Password

Your password must be 6 characters long.
Password is required.

Disclaimer

By signing up, you agree to the Terms of Service and Privacy Policy, including cookie Use others will be able to find you by email or phone number when provided.



Registered Successfully!!

Please check your email for activation!

Please note this registration number

A012019005631

OK

On the Email, click the **'Activate'** button (as shown in the image below)

Apprenticeship Portal

Dear **ananya**,

Reply all | ▾



Delete

Junk | ▾



Please note this number for all communications

Please Activate your Account



Thank you for using our application!

Regards,
Apprenticeship Portal

If you're having trouble clicking the "Activate" button, copy and paste the URL below into your web browser: <https://apprenticeshipindia.org/activate/5c4df58f44f7d76386684f82/LLtqmuVvCX7se3ppN8hFzw5upmNT6S>

Login

Once you click on the Activate Button, the screen will automatically **redirect you to the Log-In page** (see below) where you type your registered **Email ID/Registration Number**

and Password (the email ID and Password are the same you mentioned during registration) to login.

Login



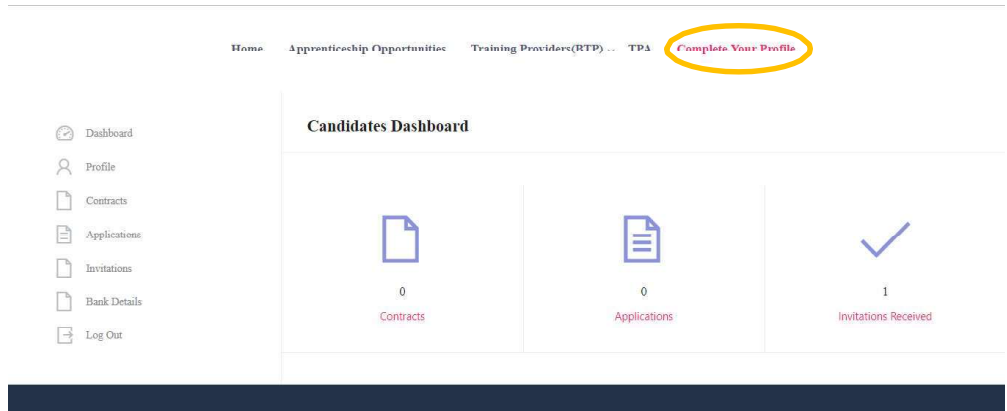
Login

[Resend activation link?](#)

[Forgot Password?](#)

Profile Completion

Once Logged In, you will have to click on the button **‘Complete Your Profile’** (encircled below). You will not be able to apply to any Apprenticeship Opportunity without completing your profile.



Start by clicking the **‘Edit’** button (encircled below) to add your “About Me” and Contact Details.

The screenshot shows a form with tabs: About, Contact, Education, and Preference. The 'About Me' tab is active, and the 'Edit' button is circled in yellow. The form contains the following data:

About Me		Candidate Overview	
Registration Number	A012019005632	Gender	Female
Date of Birth	15-01-1982	Mobile Number	--
Email	ananya.nanda@nsdcindia.org	Email	ananya.nanda@nsdcindia.org
Category	--		
Disability	--		
Relationship	Father		
Guardian Relationship	--		

Contact Details			
Address Line 1	--	Address Line 2	--
City	--	Pin code	--
State	--	District	--

On clicking the ‘Edit’ button, the following screen will emerge. *The fields marked in ‘*’ are mandatory.*

[< back to profile](#)

Basic Details

Email

ananya.nanda@nscindia.org

Mobile Number

Enter Number

Gender

Female

Has Disability

Yes No

Date Of Birth *

15/01/1982



Date Of Birth Document *

Choose file No file chosen

Please upload only (jpeg, jpg, png, pdf) files
Maximum 4MB only allowed

Father/Mother/Spouse Name *

gautam

Relationship *

Father

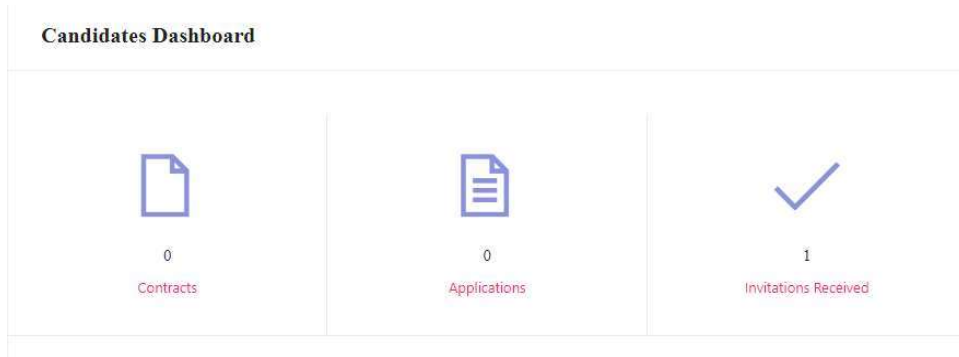
Id Proof Type *

Select Proof type

Document Proof *

Choose file No file chosen

Understanding Candidate Dashboard

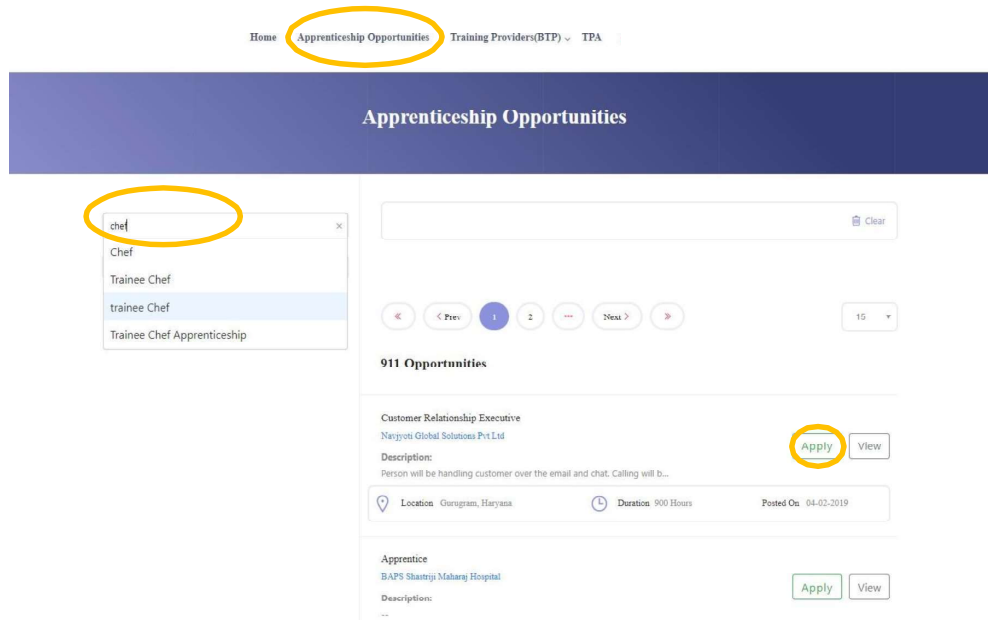


There are 3 items on your dashboard and they are explained below:

1. **Invitations Received** – Some companies screen your profile and if they feel you're fit for the opportunity, they send out an invitation to you to apply to the opportunity. This section lists the number of invitations received by the candidate.
2. **Applications:** This section lists the number of Apprenticeship Opportunities you had applied to.
3. **Contracts:** This section will show the contract you have signed with the company. Multiple companies can send you contracts, however, you will only be able to accept one.

Apply to Opportunities

You can use the option **“Apprenticeship Opportunities”** on the top toolbar to view the opportunities. You can search by **keywords**, such as ‘hospitality’ or ‘fitter’, ‘operator’, ‘chef’, ‘sewing machine’ and so on in the ‘Search Opportunities’ section (encircled below)

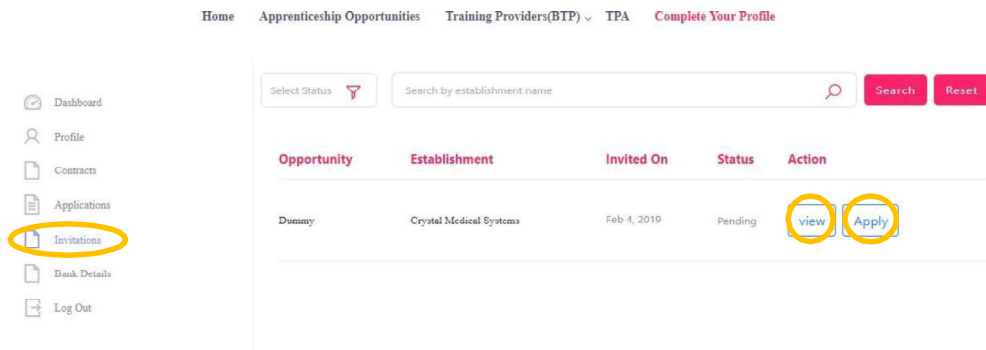


The screenshot shows the 'Apprenticeship Opportunities' page. At the top, the navigation bar includes 'Home', 'Apprenticeship Opportunities' (circled in yellow), 'Training Providers(BTP)', and 'TPA'. Below this is a dark blue header with the text 'Apprenticeship Opportunities'. On the left, a search bar contains the text 'chef' (circled in yellow), with a dropdown menu showing suggestions: 'Chef', 'Trainee Chef', 'trainee Chef', and 'Trainee Chef Apprenticeship'. The main content area displays '911 Opportunities'. The first opportunity is for 'Customer Relationship Executive' at 'Nayana Global Solutions Pvt Ltd'. It has a description: 'Person will be handling customer over the email and chat. Calling will b...'. Below the description, it shows 'Location: Gurugram, Haryana', 'Duration: 900 Hours', and 'Posted On: 04-02-2019'. There are 'Apply' and 'View' buttons, with the 'Apply' button circled in yellow. The second opportunity is for 'Apprentice' at 'BAPS Shaastriji Maharaj Hospital', also with 'Apply' and 'View' buttons.

Simply click on the **‘Apply’** button (encircled above) to apply to the opportunity of your choice.

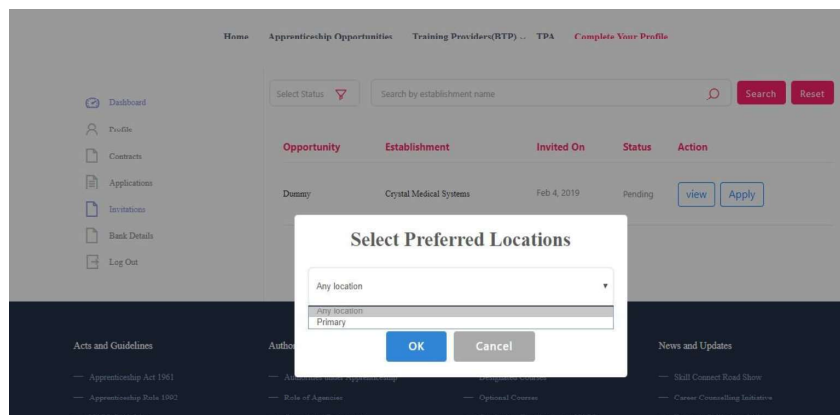
Invitations

Companies can view your profile and invite you to apply to an apprenticeship opportunity posted by them. You can view them by clicking the **'Invitations'** option (encircled below) on the left menu.



You can view the details of the opportunity by clicking on the **'View'** button (encircled above). If the opportunity interests you, you can click on the **'Apply'** button (encircled above) to apply to the opportunity.

On clicking **'Apply'**, you will be given the option to **choose the location** (in cases where the company has offered opportunity in several locations). The following box will appear and you can choose the location based on your preference.



Applications and Selection Process

You can view all your application on the tab 'Applications' (encircled below) on the left menu.

Home Apprenticeship Opportunities Training Providers(BTP) TPA

Select Status Search by opportunity name Search Reset

Opportunity	Establishment	Applied On	Status	Action
Food and Beverage Service Trainee Course name: Food and Beverage Service Trainee	The Chocolate Room India Private Ltd	31-01-2019	Pending	View
Food and Beverage Service Trainee Course name: Food and Beverage Service Steward	NEW ARAM RESTAURANT AND LODGING BOARDING JAMNAGAR	31-01-2019	Contract issued	View
Front office Trainee Course name: Front Office Trainee	NEW ARAM RESTAURANT AND LODGING BOARDING JAMNAGAR	31-01-2019	Contract issued	View

The page will show you a summary of all your applications.

After to an Opportunity, the company will review your profile and call invite you for an interview. If the company selects you, they will issue a 'Contract', and you will be able to see this in the 'Status' column above.

View and Accept Contract

If a company wants to make you an offer, they will send the contract to you. To view the list of contracts, click on the option **'Contracts'** (encircled below) in the left menu

Home Apprenticeship Opportunities Training Providers(BTP) TPA

Select Status Search by contract code

Code	Opportunity	Establishment	StipendActions
TMPCON012019000478	Food and Beverage Service Steward Course: Food and Beverage Service Steward	NEW ARAM RESTAURANT AND LODGING BOARDING JAMNAGAR	<input type="button" value="View"/>
CN022019000271	Front office Trainee Course: Front Office Trainee	NEW ARAM RESTAURANT AND LODGING BOARDING JAMNAGAR	<input type="button" value="View"/>
CN022019000271	Front office Trainee Course: Front Office Trainee	NEW ARAM RESTAURANT AND LODGING BOARDING JAMNAGAR	<input type="button" value="View"/>

To view details of the contract, click on the option **'View'** (encircled above).

You will be able to see all details of opportunity – Stipend details, working days, location and so on. If all the details are correct as per your knowledge, you can accept the contracts by selecting the option **'Sign'** (encircled below). If for any reason, you don't plan to accept the opportunity, you can select the option **'Reject'** and the contract will get deleted.

Home Apprenticeship Opportunities Training Providers(BTP) TPA

CODE: TMPCON012019000478
(Contract to be signed within 3 days from contract generation)

Status: Pending

Opportunity			
Name	Food and Beverage Service Steward	Code	AO000013
Stipend Details		Contract Generated at	31-01-2019

Course Details			
Course Code	CO012019000008	Course Name	Food and Beverage Service Steward