



भारतीय विमानपत्तन प्राधिकरण
AIRPORTS AUTHORITY OF INDIA
(‘A’ Miniratna Category-1 Public Sector Enterprise)
Eastern Region, NSCBI Airport, Kolkata-52

ADVT. NO. 01/2023/APPRENTICE/GRADUATE/DIPLOMA/ITI/ER
Notification for Engagement of Graduate/Diploma/ITI Apprentices (under Apprentices Act,1961) for year 2023-24 in Airports Authority of India, Eastern Region

Airports Authority of India (AAI) (Schedule – ‘A’ Miniratna Category-1 Public Sector Enterprise) was constituted by an Act of Parliament and came into being on 1st April, 1995 by merging erstwhile National Airports Authority and International Airports Authority of India. The merger brought into existence a single organization entrusted with the responsibility of creating, upgrading, maintaining and managing civil aviation infrastructure both on the ground and air space in the country.

Airports Authority of India, Regional Headquarter (Eastern Region) is inviting applications from the eligible candidates who are domicile of **West Bengal, Bihar, Odisha, Chhattisgarh, Jharkhand, Andaman & Nicobar and Sikkim** for an Apprenticeship Training Program of one year in RHQ, Kolkata and various airports in Eastern Region for the year 2023-24. During the period of Apprenticeship Training, the candidates are governed by Apprentices Act 1961 (as amended in 1973 and till date) and commensurate policies/rules of the organization.

A. Details of posts and qualifications (No. of posts are tentative that can be reduced/increased):

| Sl. No | Discipline | No. of Seats | Duration of Training | Monthly Stipend | Locations/Airports of Apprenticeship Training under Eastern Region |
|--------|---|--------------|----------------------|---|---|
| 1. | Graduate (BE/BTech in Aeronautical, Automobile, Architecture, Civil, Computer Science, Data Analysis, Electrical, Electronics, IT, Mechanical) | 30 | 01 Year | 1. Rs. 15000/- (Graduate Apprentices) 2. Rs. 12000/- (Diploma Apprentices) | 1. RHQ(ER), Kolkata 2. Berhampur 3. Bagdogra 4. Bhubaneswar 5. Cooch Behar 6. Deoghar 7. Gaya 8. Jharsuguda 9. Patna 10. Pakyong |
| 2. | Diploma (Aeronautics, Automobile, Architecture, Civil, Computer Science, Data Analysis, Electrical, Electronics, IT, Mechanical, Mathematics/Statistics) | 45 | 01 Year | | 11. Port Blair 12. Raipur 13. Ranchi |
| 3. | ITI Trade (Computer Operator Programming Assistant, Electrical, Mechanic, Electronics, Steno) | 55 | 01 Year | Rs. 9000/- | |

Last date of application: 31/01/2024 (please read the general instructions carefully before applying)

B. Educational Qualification:

1. **Graduate & Diploma:** Candidates should possess full time (regular) four years degree or three years (regular) diploma in Engineering in any of the above-mentioned streams, recognized by AICTE, GOI.
2. **ITI Trade:** Candidates should possess ITI/NCVT certificate of the above-mentioned trades from institutes recognized by AICTE, GOI.

C. Conditions:

1. Apprentices shall have to undergo Apprenticeship training at notified Airports/Establishments. **The allocated airport/station/unit will be final; no change in the place of training will be entertained.**
2. As per the provisions of the Apprentices Act, 1961 as amended from time to time, candidates who have already completed their apprenticeship or terminated their apprenticeship midway or are pursuing in other organizations or in AAI with the same qualification level, shall not be eligible for engagement as apprentice.
3. As per the Apprentices Act, 1961, candidates who had apprenticeship training/job experience for a period of 1 year or more after the attainment of essential qualifications, shall not be eligible for engagement as apprentice.

D. Eligibility Criteria:

1. Only Indian Nationals **from the Eastern Region** are eligible.
2. Candidates passed degree/diploma **in 2019 or after 2019** are eligible.
3. Age limit: Minimum age is 18 years and Maximum age is 26 years as on 31/12/2023. (Relaxation in upper age limit for categories like SC/ST/OBC/PWBD etc. as per Govt. of India guidelines is applicable)

E. Mode of Selection:

1. Provisional selection of the candidates would be based on percentage (%) of marks in the qualifying examination.
2. **The candidature of the applicant would be provisional. The shortlisted candidates will be called for Interview/Document verification through their registered email IDs only.**
3. The final selection will be based on Interview/verification of certificates and submission of Medical Fitness Certificate at the time of joining.
4. The selected candidates will be posted preferably at the given locations in Eastern Region based on their registration location (in portal).

F. General Instructions:

1. Last date of application is 31/01/2024.
2. The interested candidates are required to apply through BOAT/RDAT's web portal www.nats.education.gov.in (for graduate/diploma apprentices) and www.apprenticeshipindia.org (for ITI Trade) by finding establishment **Airports Authority of India –RHQ ER, Kolkata (EWBPNC000015(BOAT)/ E02211900015 (NAPS))** and click the apply button in the next page. After successful application, the message "Successfully applied for the training position. Based on availability, you will be contacted by the establishment" will appear. **(Student manual is attached below for ready reference).**
3. **Candidates should register themselves with the concerned portal (NATS/NAPS/RDAT) prior to applying for apprenticeship training in AAI without fail (Annexure – I & II).** Applications received online through NATS/NAPS portal will only be considered. Correspondence/Communication in any other manner will not be entertained.
4. No TA/DA will be provided.
5. The number of candidates to be engaged is indicative and may undergo changes without any further notification.
6. During the period of apprenticeship, candidates will be governed by the Apprentices Act, 1961 (as amended in 1973 and till date) and the policies/rules of the organization.
7. Reservation for SC/ST, OBC and EWS as applicable will be followed, however, in case of non-availability of candidates in reserved category it will be filled from other reserved categories/general categories.
8. **Airports Authority of India has no obligation to give regular employment to Apprentices.** They shall have no right to claim regular employment from AAI on the basis of this apprenticeship at any point of time. This training program shall not create any liability on AAI for providing any job to the Apprentice. AAI management does not take any responsibility for any sort of employment/placement.
9. The decision of Management will be final and binding on all candidates on all matters relating to eligibility, acceptance or rejection of the applications, mode of selection, cancellation of the selection process either in part or full, etc. No correspondence will be entertained in this regard. Filling up of the seats is solely at the discretion of the management based on suitability of candidates and no claim will be entertained, if some of these seats are not filled due to unsuitability/insufficient number of candidates.
10. AAI Management does not take any responsibility to reply to the candidate / organization for non-selection /non-issuance of call letter.
11. It shall be the sole responsibility of the candidates to get their profile verified from the respective regional Board.
12. Candidates applying for more than one discipline will not be considered and their application will be rejected.
13. **No Application Fee** is being charged.

14. The candidature of the applicant would be provisional, subject to verification of all certificates and submission of certificate of Medical Fitness (to be obtained only from a Government Medical officer/Medical Officer of a Government Undertaking) at the time of joining.
15. At any stage of selection process, if it is found that the candidate has furnished false or incorrect information, then the candidature/engagement of the candidate is liable to be cancelled.
16. For BOAT/Portal <https://nats.education.gov.in> related queries please email or reach out to -Eastern Region Students, Email: info@boater.org Phone: +91-33-2337 0750 / 2337 0751. For any ITI trade related clarification/queries candidates may contact via e-mail apprenticeship@nsdcindia.org or log on to www.apprenticeshipindia.org
17. In case of any dispute, **English version** of notice and communication will be treated as valid.

NATIONAL APPRENTICESHIP TRAINING SCHEME(NATS) 2.0 PORTAL

**Portal Functionalities Walkthrough - Students
Manual**



Contents

| | |
|--|----|
| Overview..... | 2 |
| Modules & Functionality | 2 |
| 1. Student Registration..... | 6 |
| 2. Student Profile | 9 |
| 3. Contract management by Student | 15 |
| 3.1 Contract Accepted and downloaded | 16 |
| 4. Student Profile LOCKED | 18 |
| Contact Us..... | 19 |

Overview

National Apprenticeship Training Scheme is one of the flagship programmes of Government of India for Skilling Indian Youth in Trade disciplines. The National Apprenticeship Training Scheme under the provisions of the Apprentices Act, 1961 amended in 1973; offers Graduate, Diploma students and Vocational certificate holders; a practical, hands-on On-the-Job-Training (OJT) based skilling opportunities with duration ranging from 6 months to 1 year.

Modules & Functionality

Students play the critical role in NATS 2.0 Portal of posting apprenticeship advertisements aligned to their manpower requirements. The following modules pertain to the apprenticeship related activities a student is responsible for:

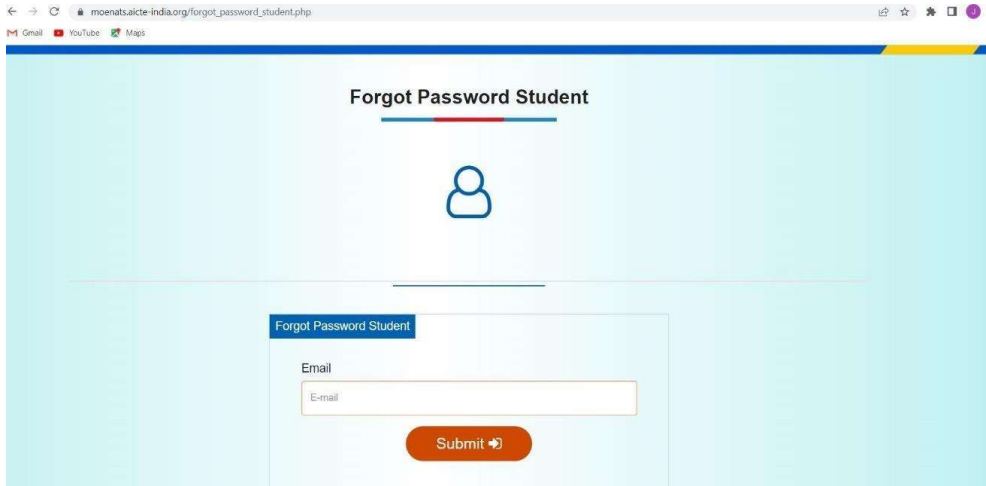
- Step 1:** Registration
- Step 2:** Profile filling
- Step 3:** Apply for apprenticeship available
- Step 4:** Application Management
- Step 5:** Contract creation
- Step 6:** Profile Lock
- Step 7:** Record of progress
- Step 8:** Download COP, after successful completion of apprenticeship program.
- Step 9:** Employment Opportunities

Below is each of these modules elaborated along with screenshots.

Resetting password (upgraded portal)

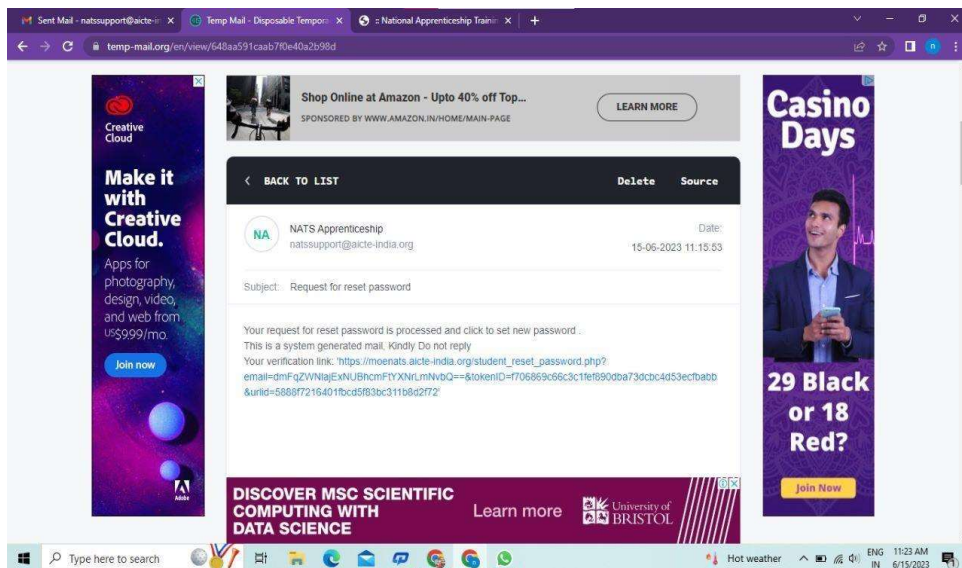
Step 1: Click on the below link,

https://moenats.aicte-india.org/forgot_password_student.php



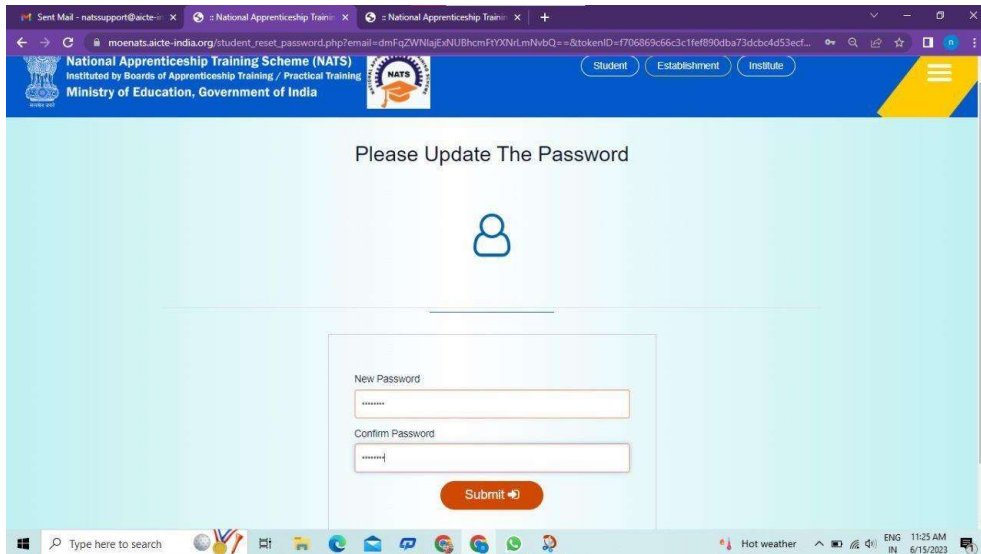
The screenshot shows a web browser window with the URL moenats.aicte-india.org/forgot_password_student.php. The page has a light blue background and a white central box. At the top of the box, it says "Forgot Password Student" with a red underline. Below this is a blue outline of a person's head and shoulders. Underneath is a white input field labeled "Email" with the placeholder text "E-mail". Below the input field is a blue "Submit" button with a right-pointing arrow.

Step 2: Enter your email, a password reset email will be received to the email.



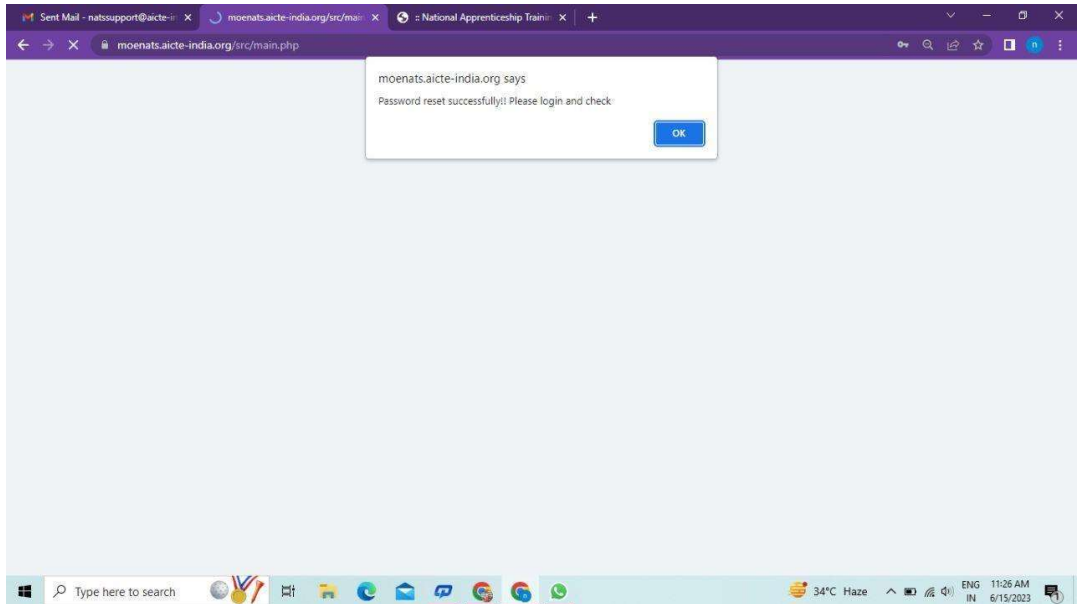
Step 3: Open the email and click on the link, and it will be redirected to the password reset page.

Step 4: From this page, you will be prompted to enter the password two times for confirmation.



The screenshot shows a web browser window displaying the NATS password reset page. The browser's address bar shows the URL: `moenats.aicte-india.org/student_reset_password.php?email=dmfjgZWlNjGcNUBhmFYXNlMnVbQ==&tokenID=f706869c66c3c1fe890dba73dcb04d53ecf...`. The page header includes the NATS logo and navigation buttons for 'Student', 'Establishment', and 'Institute'. The main heading is 'Please Update The Password' with a user icon. Below this, there are two input fields: 'New Password' and 'Confirm Password', both containing masked characters. A 'Submit' button is located below the input fields. The Windows taskbar at the bottom shows the search bar, various application icons, and system tray information including 'Hot weather', 'ENG IN', and the date '6/15/2023'.

Step 5: A success pop-up will appear on screen & the password is shared over your email in return.



Step 6: To Login Visit https://moenats.aicte-india.org/student_login.php , enter your login credentials to login as student.

Student Registration

Students are expected to register on the NATS 2.0 Portal with their preliminary details before they are enrolled in apprenticeship.

Student registration url: https://moenats.aicte-india.org/student_register.php.

Following the above details, student is asked to fill the below details,

- Basic details – Name, Father/Mother's name, Aadhar no.
- Educational details – Course/Institute details
- Communication information- Address, Mobile no
- Training preference – Preferred field/location for apprenticeship
- Bank details

Below are the student registration form screenshots.

Registration form for Students

Student Register

This Enrollment module of student facilitates to the Pass-Outs in Graduate in Engineering / Technology, Graduate in General Stream, Graduate in Vocational, Diploma in Engineering / Technology, Diploma in General Stream, Diploma in Vocational. The Students pursuing sandwich courses should contact their institution for enrollment.

Have you undertaken any previous training as part of the apprenticeship programme (except sandwich apprenticeship)

NO

Do you have any work experience of one year or more

NO

Have you passed out through Regular / Part Time / Distance

DISTANCE

Name *

MANISHA

Date of Birth *

09/16/2001

Gender*

FEMALE

Category *

OBC

Aadhar Number(Pattern xxxx xxxx xxxx*)

XXXX XXXX 7578

Upload Aadhar Card (only pdf size < 1MB) *

Choose File adhar.pdf

Registration form for Students (cont.)

Institute Name (If institute name not appearing in drop down , please contact natssupport@aicte-india.org)*

Select Graduate in Engg./Tech in case of B.E./B.Tech/B.Pharma/B.Arch/B.HMCT/B.Lib/B.E.Aagri/B.E.Dairy/B.E.Biotech/B.Food/B.Fashion Degree/BCA/BFA/BBA/BBS/BEM/BD/BPA/BSW/BA/BCOM/BSC/BscAgri/BscDairy/BscBiotech/BscFood
 Select Diploma in Engg./Tech in case Polytechnic – Engg/Pharma/Arch/HMCT/Lib/Agri/Food/Fashion/MoP/Secretarial/MLT

Education Type (Pass Out)*
 Course Name*

Specialization *
 Student ID (Unique Registration/Roll Number)*

Year of Passing *
 Month of Passing *

Percentage * (For CGPA, convert into Percentage according to University formula)

Email (Will be used as a Username for Login Purpose)*
 Mobile No (Will be used as a Username for Login Purpose)*

Password*
 Confirm Password*

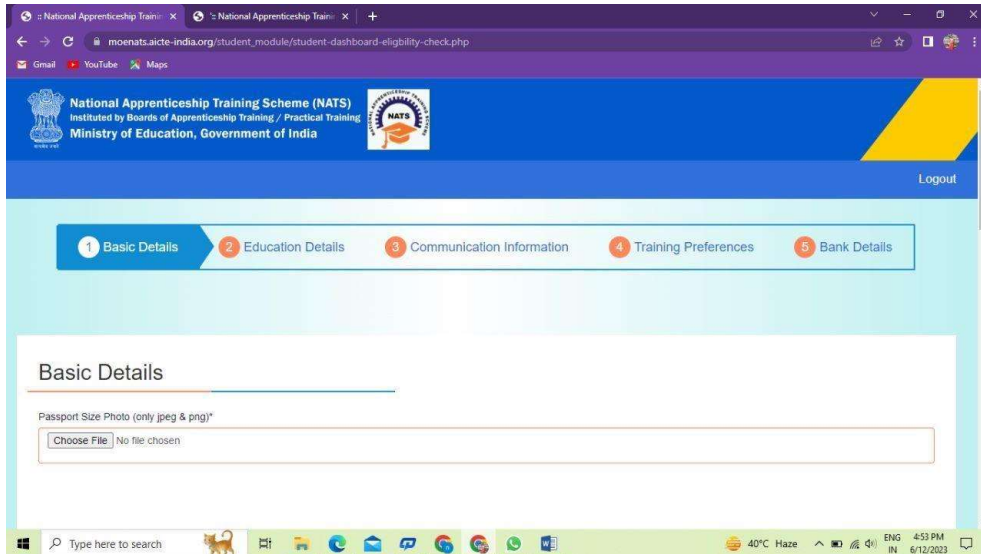
Show Password

I'm not a robot

Quick links Help & Reports Others

Student Profile

Following are the basic details to be filled by student at time of registration:



The screenshot displays the 'National Apprenticeship Training Scheme (NATS)' student dashboard. The header includes the NATS logo and text: 'National Apprenticeship Training Scheme (NATS) Instituted by Boards of Apprenticeship Training / Practical Training Ministry of Education, Government of India'. A 'Logout' link is visible in the top right. A navigation bar contains five steps: 1. Basic Details (active), 2. Education Details, 3. Communication Information, 4. Training Preferences, and 5. Bank Details. The 'Basic Details' section is titled 'Basic Details' and contains a 'Passport Size Photo (only jpeg & png)*' field with a 'Choose File' button and the text 'No file chosen'. The Windows taskbar at the bottom shows the date as 6/12/2023 and the time as 4:53 PM.

The first step basic details – show the details filled in the before filled registration form. The student shall continue to fill their profile.

The screenshot shows a web browser window with the URL moenats.aicte-india.org/student_module/student-dashboard-eligibility-check.php. The page title is "Basic Details". The form contains the following fields:

- Passport Size Photo (only jpg & png)
- Name of Student *
- Date of Birth *
- Gender *
- Category *
- Mother's Name *
- Father's Name *
- Aadhaar Number *
- Minority *
- Person with Disability *
- Email *
- Mobile *

A "Save and continue" button is located at the bottom left of the form area. Below the form, there are sections for "Quick links", "Help & Reports", and "Others". The Windows taskbar at the bottom shows the date and time as 4:54 PM on 6/12/2023, along with weather information (40°C Haze).

STEP 2: Education details:

Students need to provide education details like course/college details . The forms would appear in the below format:

[National Apprenticeship Traini](#) x [National Apprenticeship Traini](#) x +

[moenats.aicte-india.org/student_module/student-dashboard-education-details.php](#)

[Gmail](#) [YouTube](#) [Maps](#)

EDUCATIONAL DETAILS

Select Qualifier in Drop 'Skill' in case of B.E./B.Tech/B.Pharm/B.Arch/B.MCT/B.LV/S.C./Agn/B.C./Dipl/B.C./Bachel/B.Food/B.Fashion
Select Qualifier in Drop 'Skill' in case of General Bachelor Degree/B.A./B.B.A./B.B.S./B.Com/B.Sc/B.P.A./B.S.W./B.Sc/B.A./B.Soc/B.Agn/Bac/Dip/Bachel/B.Tech/Bac

State to Which Institute Belongs *
 DEHR

Institute Name (If Institute name not appearing in drop down, please contact abc@jtc.com) *
 COLLEGE OF ARTS

Course Name *
 CHEMICAL ENGINEERING

Student ID (Unique Registration/Roll Number) *
 7180547520587642310210207898

Month of Passing *
 JUNE

Upload Provisional / Passed Certificate (only pdf of size < 1MB) * (Only pdf)

DIPLOMA IN ENGINEERING / TECHNOLOGY Joint after *
 Higher Secondary (10+2) Diploma High School (10th) ITI

Select Qualifier in Drop 'Skill' in case of Polytechnic : - Engg/Pharma/Arch/MCT/LV/S.C./Agn/B.C./Dip/Bac/Fashion/MP/Sociological/M.T.
 District to Which Institute Belongs *
 NORTH DELHI

Education Type (Pass Out) *
 DIPLOMA IN ENGINEERING / TECHNOLOGY

Specialization *
 CHEMICAL ENGINEERING

Year of Passing *
 2022

Percentage (For CGPA, convert into Percentage according to University formula) *
 99

Quick links
 → MIE
 → MAPS portal of MIEE
 → AICTE
 → National Career Service (NCS)
 → Local Nodal Centre

Help & Reports
 → FAQs
 → Establishment Manual
 → Process Manual (English)
 → Process Manual (Hindi)
 → Quarterly Skill Assessment

Others
 → Apprentices act
 → RTI
 → Shiksha
 → Declaration
 → Privacy

[India.gov.in](#)
[Skill India](#)
[Digital India](#)
[MHRD](#)

Type here to search

40°C Haze 4:55 PM 6/12/2023

[National Apprenticeship Traini](#) x [National Apprenticeship Traini](#) x +

[moenats.aicte-india.org/student_module/student-dashboard-education-details.php](#)

[Gmail](#) [YouTube](#) [Maps](#)

DIPLOMA IN ENGINEERING / TECHNOLOGY Joint after *
 Higher Secondary (10+2) Diploma High School (10th) ITI

School / Institute State *
 DEHR

School / Institute Name *
 RV

Student ID (Enrollment Number) *
 987654321098765432109876543210

About your Self *
 IN DEVELOPER

General Skills (Add comma separated values eg. Skill1, Skill2 and space is not allowed) *
 EXPERT

Languages Known (Add comma separated values eg. Hindi,English and space is not allowed)
 ENGLISH

School / Institute District *
 NORTH/EAST DELHI

School / Institute Board Name *
 DEHA

School Percentage / CGPA (For CGPA, convert into Percentage according to School formula) *
 99

Quick links
 → MIE
 → MAPS portal of MIEE
 → AICTE
 → National Career Service (NCS)
 → Local Nodal Centre
 → Contact Us

Help & Reports
 → FAQs
 → Establishment Manual
 → Process Manual (English)
 → Process Manual (Hindi)
 → Quarterly Skill Assessment
 → Annual Report
 → Load Back

Others
 → Apprentices act
 → RTI
 → Shiksha
 → Declaration
 → Privacy
 → NCS Handbook

[India.gov.in](#)
[Skill India](#)
[Digital India](#)
[MHRD](#)

Type here to search

40°C Haze 4:58 PM 6/12/2023

STEP 3: Communication Information

In this address details/mobile details of the student is asked.

The screenshot shows a web browser window with the URL moenats.aicte-india.org/student_module/student-dashboard-communication-info.php. The page header includes the logo of the Ministry of Education, Government of India, and the text "National Apprenticeship Training Scheme (NATS) Instituted by Bureau of Apprenticeship Training / Practical Training". A navigation bar at the top contains five tabs: 1. Bank Details, 2. Education Details, 3. Communication Information (active), 4. Training Preferences, and 5. Bank Details. The main content area is titled "Permanent Address" and "Present Address". Both sections have a checkbox labeled "Present Address same as Permanent Address" which is checked. Each section contains input fields for Pin Code, District, Address, Post Office, and State/UT. The "Permanent Address" section has a "Save and continue" button at the bottom. The browser's taskbar at the bottom shows the system tray with a search bar, task icons, and system information: 40°C Haze, ENG IN, and 4:59 PM 6/12/2023.

STEP 4: Training preferences

Further, the student needs to update the training preferences such as field and location of apprenticeship.

The screenshot shows a web browser window with the URL moenats.aicte-india.org/student_module/Training_details.php. The page header includes the NATS logo and the text "National Apprenticeship Training Scheme (NATS) Instituted by Boards of Apprenticeship Training / Practical Training Ministry of Education, Government of India". A navigation bar at the top contains five steps: 1. Basic Details, 2. Education Details, 3. Communication Information, 4. Training Preferences (highlighted), and 5. Bank Details. The main content area is titled "Training Preferences" and contains two sections: "Location Preference" and "Field Preference".

Location Preference

| | |
|------------------------------|---------------------------------------|
| Preferred State - 1 DELHI | Preferred District - 1 NEW DELHI |
| Preferred State - 2 DELHI | Preferred District - 2 EAST DELHI |
| Preferred State - 3 DELHI | Preferred District - 3 NORTH DELHI |

Field Preference

| | |
|--|--|
| Preferred Field - 1 ENERGY | Preferred Field - 2 BEAUTY AND WELLNESS |
| Preferred Field - 3 CRAFTS AND ARTS | |

At the bottom of the form is a "Save and continue" button. The Windows taskbar at the bottom shows the date as Monday, June 12, 2023, and the time as 5:02 PM.

STEP 5: Bank details

The students are asked to fill the bank account details, for stipend receiving.

The screenshot shows a web browser window with the URL moenats.aicte-india.org/student_module/student-dashboard-bank-info.php. The page header includes the NATS logo and the text "National Apprenticeship Training Scheme (NATS) Instituted by Boards of Apprenticeship Training / Practical Training Ministry of Education, Government of India". A navigation bar at the top contains five tabs: "1 Basic Details", "2 Education Details", "3 Communication Information", "4 Training Preferences", and "5 Bank Details", with the fifth tab being active.

A warning message states: "We assure you that your bank details will not be shared with anyone without your consent. NATS team will never ask for your Debit Card/Bank Account details on phone call or through any other medium. In case you receive any such request, you are encouraged to report the matter to us." Below this, a note says: "Please finish the bank accounts details in which you want to get stipend by establishment."

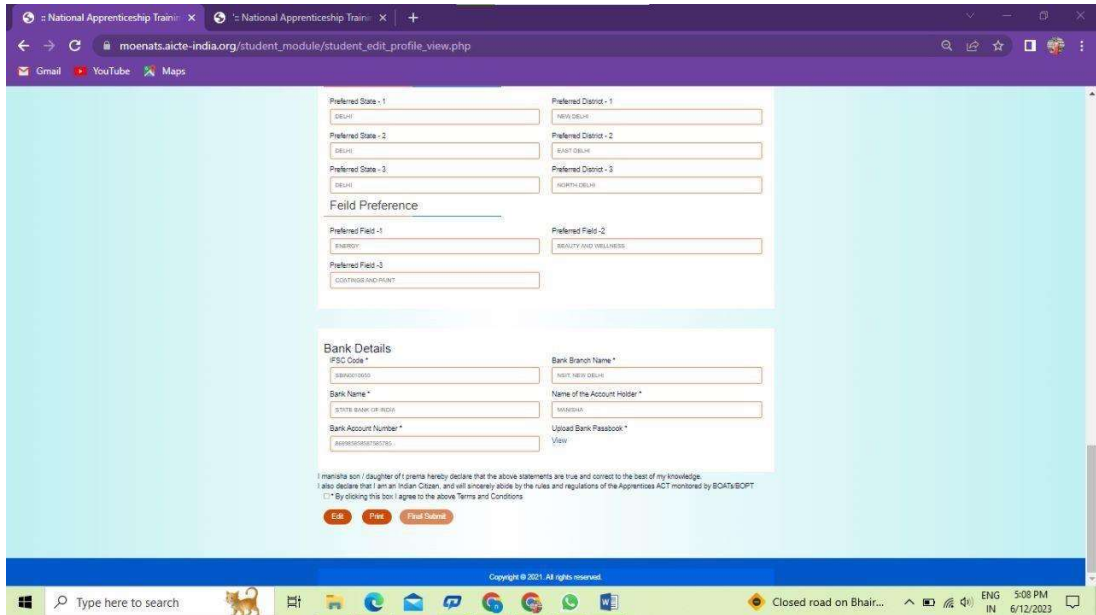
The form contains the following fields:

- IFSC Code ***: Input field with "SBIN00119343" entered.
- Bank Branch Name ***: Dropdown menu with "SAHAY NERU DELHI" selected.
- Bank Name ***: Dropdown menu with "STATE BANK OF INDIA" selected.
- Name of the Account Holder ***: Input field with "MOHINI" entered.
- Bank Account Number ***: Input field with "88290503287000285" entered.
- Upload Passbook (Only PDF) ***: Input field with "C:\Users\Ajit\Desktop\Ajit" entered.

A "Save and Preview" button is located below the form. The footer contains three sections: "Quick links" (MSE, MRP portal of MSDE, ASITE, National Career Service (NCS), Local Model Centre), "Help & Reports" (FAQs, Establishment Manual, Process Manual (English), Process Manual (Hindi), Quarterly Skill Assessment), and "Others" (Apprentices act, RTI, Stamp, Disclaimer, Privacy). There are also social media icons for India.gov, Skill India, and AICTE.

STEP 6: Profile view and final submit

Scroll down to the end of the page, cross-check the details and click on "SUBMIT" button.



Contract management by Student

Apprenticeship advertisement on student dashboard

Advertisements show on dashboard in listing way, they can apply to their suitable apprenticeship by viewing the details like,

1. Apprenticeship title, description, duration, location, skills required, qualification required to apply.
2. After applying, they can check for application status from the application management

Student dashboard with apprenticeship advertisement

Apply against Skills vacancies

| Industry Name | Post Title | State | District | Vacancies | Date of Publication | Last Date to Apply | View | Action | Status |
|---------------|------------|----------------|---------------|-----------|---------------------|--------------------|----------------------|--------|--------|
| Vamsi tech | ECE | ANDHRA PRADESH | VISAKHAPATNAM | 10 | 21-Jul-2022 | 28-Jul-2022 | View | | |

Student has to accept the contract request from establishment firstly, in order to send request to BOAT for final confirmation.

Application Management

Applied Apprenticeship

| Location | State Name | Company Name | Apprenticeship Name | Date of Application | Status | Action |
|----------|-------------|--------------|---------------------|---------------------|--|--|
| DEHRADUN | UTTARAKHAND | Akash | TITLE | 25-Jul-2022 | Akash Industry generating the contract for Apprenticeship Training whether you would to Accept or Reject | Accept Reject |

On acceptance, Contract request sent to BOAT for approval

Apply against Skills vacancies

| Industry Name | Post Title | State | District | Vacancies | Date of Publication | Last Date to Apply | View | Action | Status |
|---------------|------------|-------------|----------|-----------|---------------------|--------------------|----------------------|-------------------------|------------------------------------|
| Akash | TITLE | UTTARAKHAND | DEHRADUN | 13 | 23-Jul-2022 | 23-Jul-2022 | View | Applied | Contract Sent For Approval of Boat |

3.1 Contract Accepted and downloaded

Contract management by student

After the establishment contract initiation, student has to accept the contract request from establishment firstly, in order to send request to BOAT for final confirmation.

Contract is download by student & engaged into apprenticeship program

BOARD OF PRACTICAL TRAINING (EASTERN REGION)

(An Autonomous Body Under Ministry of Human Resource Development, Department of Higher Education, Government of India)



Block- EA, Sector- I , Salt Lake City, Opp to Labony Estate , Kolkata - 700064

Phone No: 033 - 23370750 / 23370751 Fax No: 033-2321 6814 Email: info@boptr.gov.in

Website: <http://www.mhrdnats.gov.in/>



APPRENTICESHIP CONTRACT REGISTRATION FORM

APPRENTICE INFORMATION

| | | | | |
|---|--|---|---------------------|--|
| Name BITTU KUMAR | Gender M | Date of Birth 2003-01-16 | Age 19 | |
| Father / Mother Name AJAY MANDAL | Enrollment Number 1171818025 | Caste OBC | PWD N | |
| Address for Communication Barhiya SQ, WARD NO 17, BARHIYA, LAKHISARAI, LAKHISARAI UTTARAKHAND, 811302 | Mobile Number 6206925676 | Email Address bittu16012003@gmail.com | Age 19 25 | |
| | Father / Mother Name AJAY MANDAL | Enrollment Number 1171818025 | Caste OBC | |
| PWD N | | | | |

EDUCATIONAL QUALIFICATION

| | | |
|--|--|---|
| Name of the Institution / College /University GOVT. POLYTECHNIC | Univ. Regn. Number / DOTE / Month & Year of passing DTE Regn. Number / +2 Regn. 1-512869913 October, 2021 | Educational Qualification COMPUTER SCIENCE AND ENGINEERING - COMPUTER SCIENCE AND ENGINEERING |
|--|--|---|

TRAINING DETAILS

| | | |
|--|-------------------------------------|--------------------------------------|
| Training start date 12-07-2022 | Period of Training Months | Stipend Rs. per month 8000 |
| The apprentice would be undergoing training under section 22 (1) | | |

NAME AND ADDRESS OF THE EMPLOYER

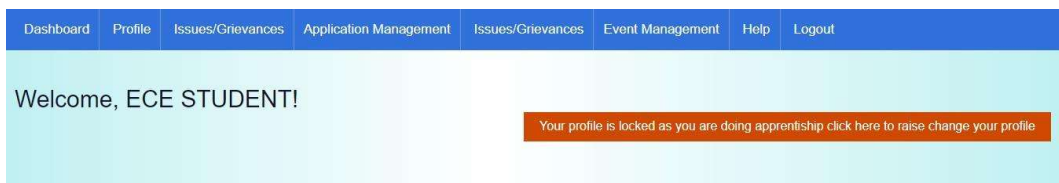
| | | |
|---------|-----------------|-------------------------------|
| Akash - | Doranda, Ranchi | RANCHI, JHARKHAND - 834002 |
|---------|-----------------|-------------------------------|

4. Student Profile LOCKED

1. Once a student contract is created, their profile is locked as they can't apply for any more apprenticeships.
2. If they need any change in profile they need to request BOAT for it.

So, if the student is selected through SEC 22(A), the student is taken as an employee into the same Establishment after the apprenticeship program is finished.

If it's SEC 22(B), the student can apply to jobs available after the apprenticeship program ends.



The screenshot shows a user interface with a blue navigation bar at the top containing the following menu items: Dashboard, Profile, Issues/Grievances, Application Management, Issues/Grievances, Event Management, Help, and Logout. Below the navigation bar, the main content area has a light blue background. On the left, it displays the text "Welcome, ECE STUDENT!". On the right, there is a red notification box with white text that reads: "Your profile is locked as you are doing apprenticeship click here to raise change your profile".

Contact Us

Email: natssupport_student@aicte-india.org

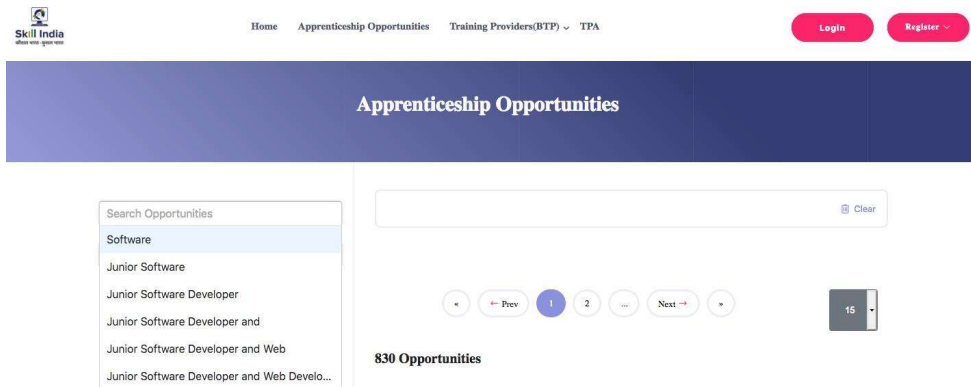
Landline: 011-29581332

Candidate Instruction Manual

THE APPRENTICESHIP PORTAL

The Apprenticeship Portal is a website of the Central Government for exchange of information on Apprenticeship. The public view gives you access to information on Apprenticeship Opportunities Posted by Companies, Registered Candidates, and Apprenticeship Guidelines.

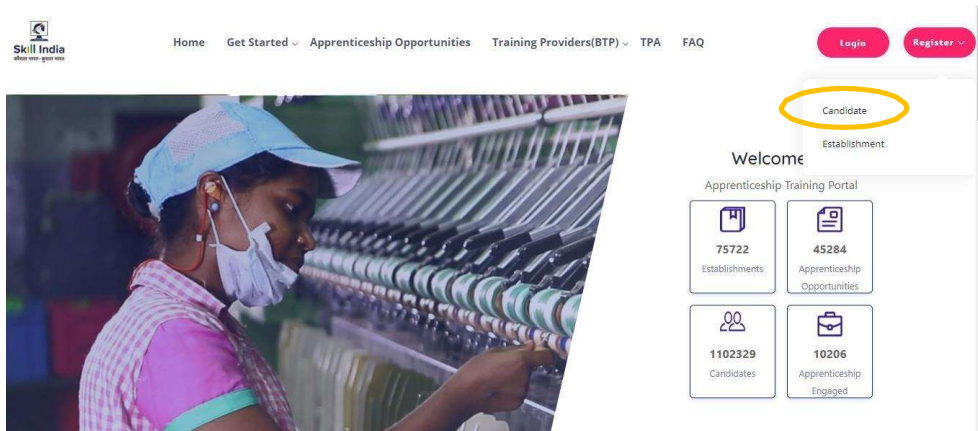
The Candidates can access to information such as available Apprenticeship Opportunities basis the Search Parameters like State, District, Sector and Trade, Organization and so on. To apply against available apprenticeship opportunities, it is mandatory for you register on the portal. The steps for registration are as follows:



Note: The fields marked in * are mandatory.

Candidate Registration

Click on the **“Register”** button the top toolbar and select the option **Candidate**.



A **Short Registration Form** will open (as shown below). You would be required to fill your Basic, Family and Contact details and click continue.

Note: Please enter a valid email ID as the activation link will be send through a mail to that ID. Also, remember the password and you will use it to login to your account on the Apprenticeship Portal.

The screenshot shows the 'Candidate Registration' form. The form is titled 'Candidate Registration' and contains the following fields:

- Personal Details**
- Name ***: Enter Name
- Father/Mother/Spouse Name ***: Enter your Father/Mother/Spouse Name
- Relationship ***: Relationship
- Date of Birth ***: DD-MM-YYYY
- Gender ***: Select Gender

Mobile Number * Email ID *

Enter Mobile Number Enter Email ID

Password * Confirm Password *

Enter Password Enter Confirm Password

Your password must be 6 characters long.
Password is required

Disclaimer

By signing up, you agree to the Terms of Service and Privacy Policy, including cookie Use others will be able to find you by email or phone number when provided

Submit

A dialog Box with the **Registration number** will notify your account creation after which you will receive an activation Email on the registered Email Address.

Father/Mother/Spouse Name * Relationship *

Enter your Father/Mo... Relationship


Date of Birth * DD-MM-YYYY

Mobile Number Enter Mobile Number

Password * Password

Your password must... Disclaimer

By signing up, you agree to the Terms of Service and Privacy Policy, including cookie Use others will be able to find you by email or phone number when provided



Registered Successfully!!

Please check your email for activation!

Please note this registration number

A012019005631

OK

On the Email, click the **'Activate'** button (as shown in the image below)

Apprenticeship Portal

Dear ananya,

Reply all | ▾



Delete

Junk | ▾



Please note this number for all communications

Please Activate your Account



Thank you for using our application!

Regards,

Apprenticeship Portal

If you're having trouble clicking the "Activate" button, copy and paste the URL below into your web browser: <https://apprenticeshipindia.org/activate/5c4df58f44f7d76386684f82/LLtqmuVvCX7se3ppN8hFzw5upmNT6S>

Login

Once you click on the Activate Button, the screen will automatically **redirect you to the Log-In page** (see below) where you type your registered **Email ID/Registration Number**

and Password (the email ID and Password are the same you mentioned during registration) to login.

Login

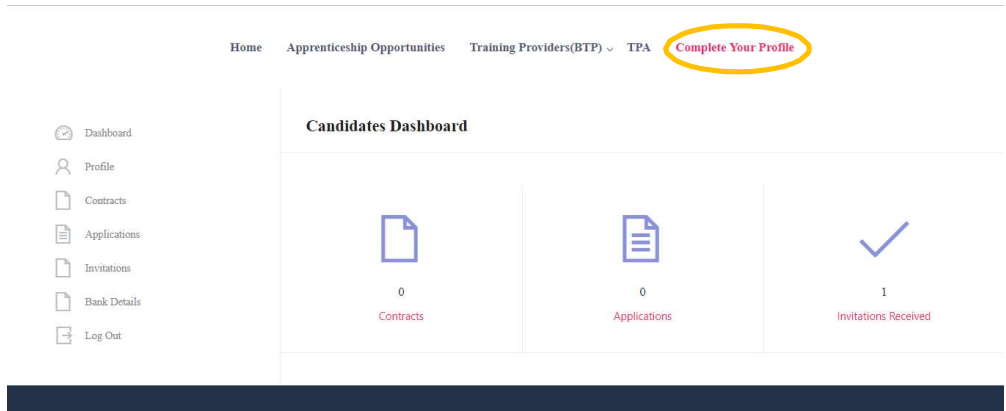
Login

[Resend activation link?](#)

[Forgot Password?](#)

Profile Completion

Once Logged In, you will have to click on the button **‘Complete Your Profile’** (encircled below). You will not be able to apply to any Apprenticeship Opportunity without completing your profile.



Start by clicking the **‘Edit’** button (encircled below) to add your “About Me” and Contact Details.

Navigation: About | Contact | Education | Preference

About Me **Edit**

| | | | |
|-----------------------|----------------------------|---------------------------|--------|
| Registration Number | A012019005632 | Name | Ananya |
| Date of Birth | 15-01-1982 | Gender | Female |
| Email | ananya.nanda@nsdcindia.org | Phone Number | -- |
| Category | -- | PMKVY Number | -- |
| Disability | -- | Father/Mother/Spouse Name | gautam |
| Relationship | Father | Guardian Name | -- |
| Guardian Relationship | -- | Candidate Signature | -- |

Contact Details

| | | | |
|----------------|----|----------------|----|
| Address Line 1 | -- | Address Line 2 | -- |
| City | -- | Pin code | -- |
| State | -- | District | -- |

Candidate Overview

- Gender: Female
- Mobile Number
- Email: ananya.nanda@nsdcindia.org

On clicking the ‘Edit’ button, the following screen will emerge. **The fields marked in ‘*’ are mandatory.**

[< back to profile](#)

Basic Details

Email

ananya.nanda@nsdcindia.org

Mobile Number

Enter Number

Gender

Female

Has Disability

Yes No

Date Of Birth *

15/01/1982



Date Of Birth Document *

Choose file No file chosen

Please upload only (jpeg, jpg, png, pdf) files
Maximum 4MB only allowed

Father/Mother/Spouse Name *

gautam

Relationship *

Father

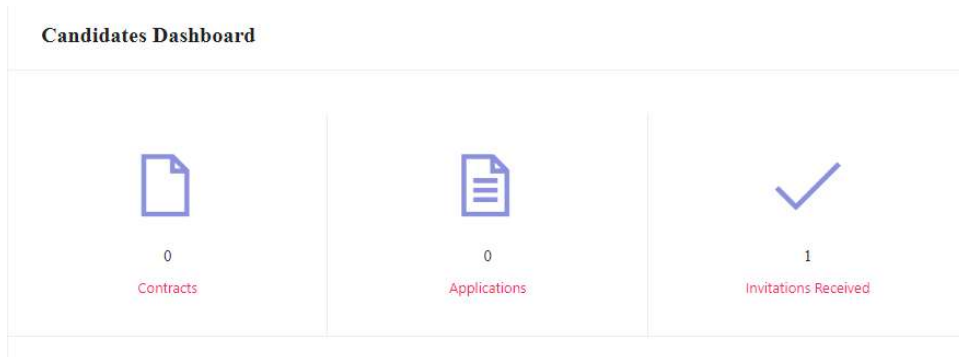
Id Proof Type *

Select Proof type

Document Proof *

Choose file No file chosen

Understanding Candidate Dashboard



There are 3 items on your dashboard and they are explained below:

1. **Invitations Received** – Some companies screen your profile and if they feel you're fit for the opportunity, they send out an invitation to you to apply to the opportunity. This section lists the number of invitations received by the candidate.
2. **Applications:** This section lists the number of Apprenticeship Opportunities you had applied to.
3. **Contracts:** This section will show the contract you have signed with the company. Multiple companies can send you contracts, however, you will only be able to accept one.

Apply to Opportunities

You can use the option “**Apprenticeship Opportunities**” on the top toolbar to view the opportunities. You can search by **keywords**, such as ‘hospitality’ or ‘fitter’, ‘operator”, “chef”, “sewing machine” and so on in the ‘Search Opportunities” section (encircled below)

Home Apprenticeship Opportunities Training Providers(BTP) TPA

Apprenticeship Opportunities

chef

- Chef
- Trainee Chef
- trainee Chef
- Trainee Chef Apprenticeship

Clear

1 2 ... Next >

15

911 Opportunities

Customer Relationship Executive
Nayana Global Solutions Pvt Ltd

Description:
Person will be handling customer over the email and chat. Calling will b...

Location: Gurugram, Haryana **Duration:** 900 Hours **Posted On:** 04-02-2019

Apply **View**

Apprentice
BAPS Shaantiji Maharaj Hospital

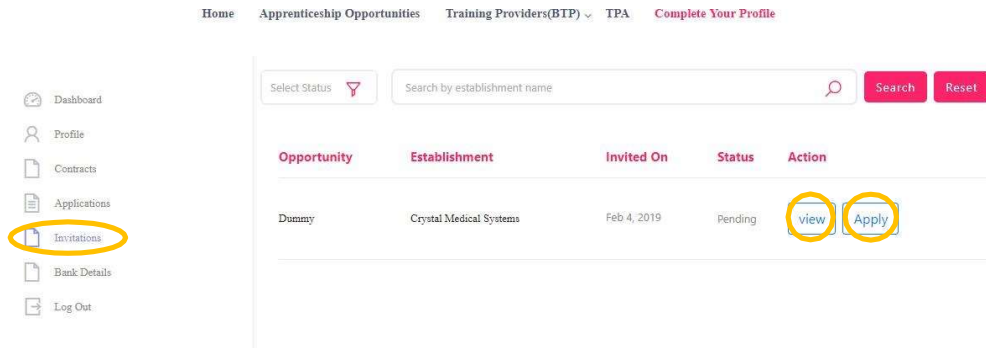
Description:
--

Apply **View**

Simply click on the ‘**Apply**’ button (encircled above) to apply to the opportunity of your choice.

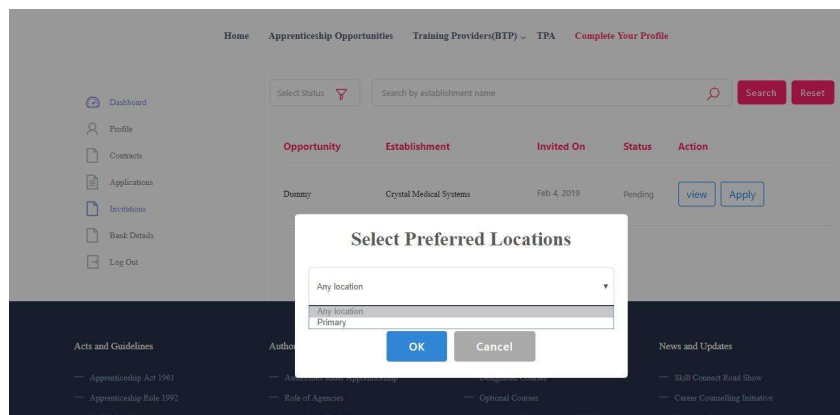
Invitations

Companies can view your profile and invite you to apply to an apprenticeship opportunity posted by them. You can view them by clicking the **'Invitations'** option (encircled below) on the left menu.



You can view the details of the opportunity by clicking on the **'View'** button (encircled above). If the opportunity interests you, you can click on the **'Apply'** button (encircled above) to apply to the opportunity.

On clicking **'Apply'**, you will be given the option to **choose the location** (in cases where the company has offered opportunity in several locations). The following box will appear and you can choose the location based on your preference.



Applications and Selection Process

You can view all your application on the tab 'Applications' (encircled below) on the left menu.

Home Apprenticeship Opportunities Training Providers(BTP) TPA

Select Status Search Reset

| Opportunity | Establishment | Applied On | Status | Action |
|---|---|------------|-----------------|----------------------|
| Food and Beverage Service Trainee Course name: Food and Beverage Service Trainee | The Chocolate Room India Private Ltd | 31-01-2019 | Pending | View |
| Food and Beverage Service Trainee Course name: Food and Beverage Service Steward | NEW ARAM RESTAURANT AND LODGING BOARDING JAMNAGAR | 31-01-2019 | Contract issued | View |
| Front office Trainee Course name: Front Office Trainee | NEW ARAM RESTAURANT AND LODGING BOARDING JAMNAGAR | 31-01-2019 | Contract issued | View |

The page will show you a summary of all your applications.

After to an Opportunity, the company will review your profile and call invite you for an interview. If the company selects you, they will issue a 'Contract', and you will be able to see this in the 'Status' column above.

View and Accept Contract

If a company wants to make you an offer, they will send the contract to you. To view the list of contracts, click on the option **'Contracts'** (encircled below) in the left menu

Home Apprenticeship Opportunities Training Providers(BTP) TPA

Select Status Search by contract code Search Reset

| Code | Opportunity | Establishment | StipendActions |
|--------------------|---|---|-------------------------------------|
| TMPCON012019000478 | Food and Beverage Service Steward Course Food and Beverage Service Steward | NEW ARAM RESTAURANT AND LODGING BOARDING JAMNAGAR | <input type="button" value="View"/> |
| CN022019000271 | Front office Trainee Course Front Office Trainee | NEW ARAM RESTAURANT AND LODGING BOARDING JAMNAGAR | <input type="button" value="View"/> |
| CN022019000271 | Front office Trainee Course Front Office Trainee | NEW ARAM RESTAURANT AND LODGING BOARDING JAMNAGAR | <input type="button" value="View"/> |

To view details of the contract, click on the option **'View'** (encircled above).

You will be able to see all details of opportunity – Stipend details, working days, location and so on. If all the details are correct as per your knowledge, you can accept the contracts by selecting the option **'Sign'** (encircled below). If for any reason, you don't plan to accept the opportunity, you can select the option **'Reject'** and the contract will get deleted.

Home Apprenticeship Opportunities Training Providers(BTP) TPA

CODE: TMPCON012019000478
(Contract to be signed within 3 days from contract generation)

Status: Pending

Opportunity

| | | | |
|-----------------|-----------------------------------|-----------------------|------------|
| Name | Food And Beverage Service Steward | Code | AO002013 |
| Stipend Details | | Contract Generated at | 31-01-2019 |

Course Details

| | | | |
|-------------|----------------|-------------|-----------------------------------|
| Course Code | CO012019000008 | Course Name | Food and Beverage Service Steward |
|-------------|----------------|-------------|-----------------------------------|